



<b>Project:</b>	<b>Type:</b>
<b>Prepared By:</b>	<b>Date:</b>

Driver Info		LED Info	
Type	Constant Current	Watts	21W
120V	0.21A	Color Temp	2700/3000/3500/4000/5000K
208V	0.13A	Color Accuracy	90 CRI
240V	0.12A	L70 Lifespan	50,000 Hours
277V	0.11A	Lumens	1,400 lm
Input Watts	21W	Efficacy	56

**Technical Specifications**

**Performance**

**Product Type:**

Flush Mount

**Description:**

5-CCT selectable, back-lit LED retrofit fixture. Installs on standard junction boxes. Dimmable models available for 0-10V or TRIAC dimming systems with optional microwave sensor and/or integrated emergency battery backup.

**Wattage Equivalency:**

125W Incandescent

**Input Wattage:**

21W

**Lumens (Nominal):**

1,400lm

**Efficacy:**

56lm/W

**Lumens:**

1449lm @ 2700K; 1554lm @ 3000K; 1608lm @ 3500K; 1609lm @ 4000K; 1525lm @ 5000K

**Lifespan:**

50,000-Hour LED lifespan based on IESIm-70 results

**Electrical**

**Driver:**

Constant Current, Class 2

**THD:**

20%

**Power Factor:**

>0.9@120V

**Dimmable:**

Yes, dimmable down to 10% on compatible 0-10V dimming systems. See Dimmer Compatibility List. Requires separate 0-10V DC dimming circuit.

**Input Voltage:**

120-277V

**Operating Frequency:**

60 Hz

**Input Current @ 120V (mA):**

210mA

**Input Current @ 208V (mA):**

130mA

**Input Current @ 240V (mA):**

115mA

**Input Current @ 277V (mA):**

105mA

**Operating Temperature:**

-4°F to 104°F (-20°C to 40°C)

**Emergency Operation:**

90 minutes

**Sensor Settings**

**Sensor Connection Type:**

Integrated, behind the lens

**Max Mounting Height:**

9 ft

**Detection Range:**

20 ft diameter at 9 ft mounting height

**Sensor Technology:**

Microwave (MVS)

**Default Setting:**

30 second timeout

**Adjustable Sensor Settings?:**

Yes, using MSR1 remote.

**Sensing Type:**

Occupancy, Vacancy

**Technical Specifications (continued)**

**Occupied Actions:**  
On at 100% dim level

**Vacant Actions:**  
Off

**Occupancy Timeout:**  
30 seconds

**LED Characteristics**

**Beam Angle:**  
130°

**Color Temperature:**  
Field adjustable via dip switch  
2700/3000/3500/4000/5000K

**Color Accuracy (CRI):**  
90 CRI

**R9 Value:**  
High color performance with R9 greater than 50

**Color Consistency:**  
<4-step (2700K & 5000K); <7-step (3000K/3500K/4000K) MacAdam Ellipse binning to achieve consistent fixture-to-fixture color

**Color Stability:**  
LED color temperature is warrantied to Shift no more than 200K in color temperature over a 5-year period

**Color Uniformity:**  
RAB's range of Correlated Color Temperature follows the guidelines of the American National Standard for Specifications for the Chromaticity of Solid State Lighting (SSL) Products, ANSI C78.377-2017.

**Installation**

**Mounting:**  
Surface mount

**Construction**

**Size:**  
14"

**Shape:**  
Round

**Finish:**  
White

**Enclosure Material:**  
Plastic

**Trim Style:**  
Smooth

**Lens Finish:**  
Frosted

**Lens:**  
Polycarbonate light diffuser distributes light evenly and smoothly for general lighting applications

**Compliance**

**Listings:**  
UL Listed

**Environment:**  
Suitable for use indoors and outdoors in dry, damp, or wet environments.

**IC Rated:**  
No

**Air Tight:**  
No

**Certification Model Number:**  
DLS0187(CRVFAS-14R/MVS/EM)

**California Title 20 Compliant:**  
No

**California Title 24 JA8 Compliant:**  
Can be used to conform with the requirements of California Title 24 Part 6.

**California Energy Commission (CEC) Status:**  
Lawful for Sales in California

**IESNA LM-79 & LM-80 Testing:**  
RAB LED luminaires and LED components have been tested by an independent laboratory in accordance with IESNA LM-79 and LM-80.

**RoHS:**  
Mercury and UV free. RoHS-compliant components.

**FCC:**  
Complies with Part 15 of the FCC Rules

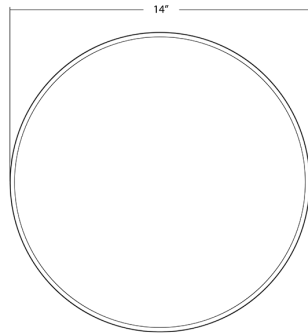
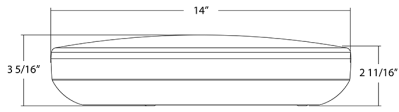
**Other**

**Compatible Accessories:**  
CRVFA-CONVERTIBLE-KIT  
Pendant mount kit for CRVFA

**5-Year, No-Compromise Warranty:**

RAB warrants that our LED products will be free from defects in materials and workmanship for a period of five (5) years from the date of delivery to the end user, including coverage of light output, color stability, driver performance and fixture finish. RAB's warranty is subject to all terms and conditions found at [rablighting.com/warranty](http://rablighting.com/warranty).

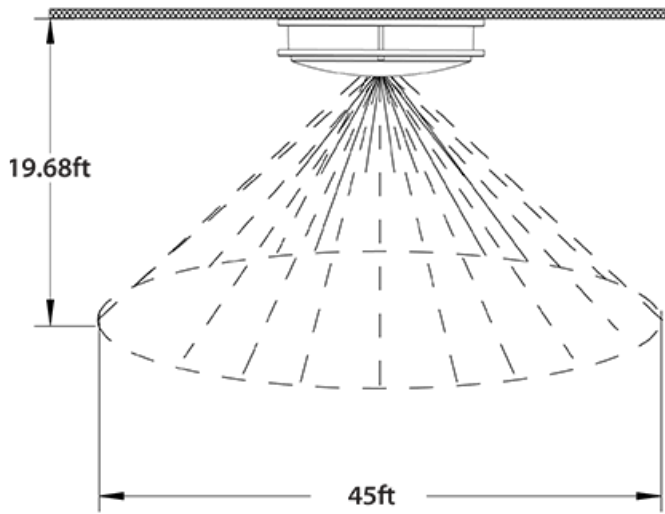
## Dimensions



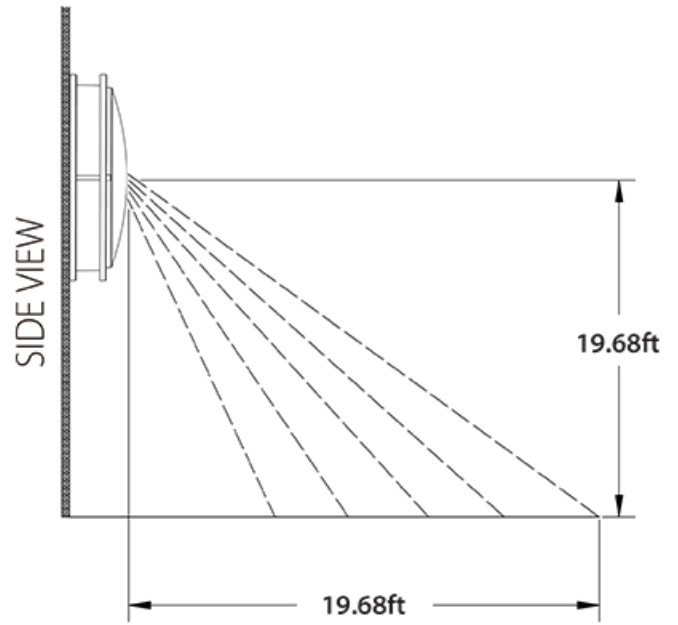
## Features

- Surface mount to ceiling or wall
- Field-adjustable "set and forget" color temperature
- Diffused lens provides soft, smooth light
- Ideal for hospitality and multi-family residential applications
- Suitable for wet and damp locations

## Coverage Pattern



Ceiling Mount



Wall Mount

## Ordering Matrix

Family	Type/Finish	Size/Wattage	Shape	CRI/Color Temp	Driver	Sensor	Battery Backup
CRVFA	S	14	R			/MVS	/EM
	S = Smooth, White	19 = 19", 35W 18 = 18", 35W 14 = 14", 21W 12 = 12", 17W 11 = 11", 17W	R = Round	Blank = 90CRI, 2700/3000/3500/4000/5000K CCT Adjustable	Blank = 120-277V, 0-10V Dimming	/MVS = Microwave Occupancy Sensor	/EM = Emergency Battery Backup