

Color: White

Weight: 1.6 lbs

Project:	Type:
Prepared By:	Date:

Technical Specifications

Performance

Product Type:

Exit Combo

Description:

Ultra-economy exit sign combo with 90-minute emergency battery backup unit.

Input Power (W):

2W

Lumens:

160lm

Electrical

Power Factor:

0.4

Input Voltage:

120-277V

Operating Frequency:

50/60Hz

Input Current @ 120V (mA):

35mA

Input Current @ 277V (mA):

15mA

Maximum Output Wattage:

2.2W

Dual Voltage Circuit Operation:

No

Operating Temperature:

32°F to 104°F (0°C to 40°C)

Emergency Illumination:

90 minutes

Battery Type:

Nickel-Metal Hydride

Battery Voltage:

3.6V

Recharge Time Required:

24-hours

Battery Operating Temperature:

0°F to 50°F (32°C to 122°C)

Storage Temperature:

32°F to 104°F (0°C to 40°C)

Storage Shelf Life:

3 years before the initial charge. 5 years after initial charge.

Self Diagnostics:

No, manual test only

Remote Test Switch:

No

Emergency Backup

Battery Backup:

Yes

Installation

Mounting Method:

Back/Top/Side

Mounting Type:

Wall/Ceiling Mount

Maximum Mounting Height (ft.):

20 ft

Spacing Criteria for Emergency Egress :

14 ft on center assuming 7.5 ft mounting height with egress path 3 ft out

Cold Weather Rated:

No

Construction

Shape:

Rectangle

Technical Specifications (continued)

Housing Material:

Thermoplastic

Housing Color:

White

Panel Material:

Thermoplastic

Panel Color:

White

Letter Color:

Red/Green

Number of Faces:

Universal Single/Double Face

Arrow Direction:

Left/Right Arrow

Sign Format:

Stencil

Remote Capacity:

No

No. of Heads:

2-Lamp Heads

Head Shape:

Round

Remote Head Lumens (lm):

160lm

Remote Heads Replaceable:

No

Compliance

Listings:

UL924 Listed

Environment:

Suitable for use in dry and damp environments

IP Rating:

IP20

T20 Compliant:

Can be used to conform with the requirements of California Title 20

California Title 24 JA8 Compliant:

No

California Energy Commission (CEC) Status:

Lawful for Sales in California

FCC:

Complies with Part 15 of the FCC Rules

Other

Compatible Products:

EREMOTE-RTS

Wall Mount Remote Test Button Switch

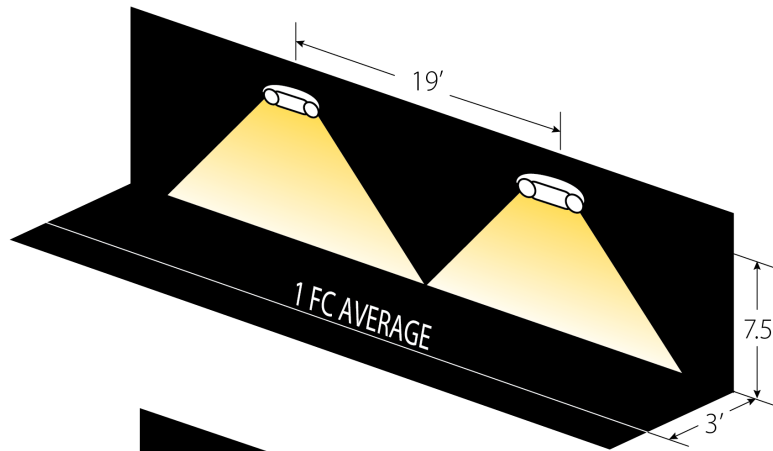
5-Year, No-Compromise Warranty:

RAB warrants that our LED products will be free from defects in materials and workmanship for a period of five (5) years from the date of delivery to the end user, including coverage of light output, color stability, driver performance and fixture finish. RAB's warranty is subject to all terms and conditions found at rablighting.com/warranty.

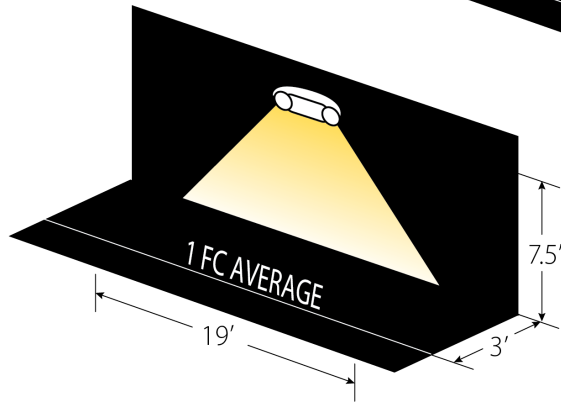
Maximum Spacing Guidelines

Mounting Height	Path of Egress, 3' Out		Path of Egress, 6' Out		Application Notes
	Single Luminaire	Multiple Luminaires	Single Luminaire	Multiple Luminaires	
7.5'	18'	19'	19'	19'	Room Size: 50' L x 8' W x 9' H Direct calculation method used. Reflectances excluded.
	Tilt: 40°	Tilt: 35°	Tilt: 40°	Tilt: 35°	
	Orient: 30°	Orient: 30°	Orient: 30°	Orient: 30°	

NFPA 101 Life Safety Code emergency egress: 1 FC average, 0.1 FC minimum & 40:1 max:min

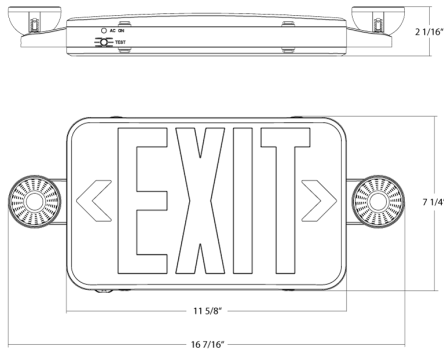


Example of multiple luminaires lighting a 3' path of egress.



Example of a single luminaire lighting a 3' path of egress.

Dimensions



Features

- Universal faces with red/green letters
- Durable thermoplastic design
- 90 minutes of battery backup
- Compliant with California Title 20

Ordering Matrix

Family	Lettering Color	Remote Capacity	Housing Color	No of Sides
ECOMBO34	Blank = Red Lettering RG = Red/Green Selectable Lettering	Blank = Not Remote Capable R = Remote Capable	Blank = White B = Black	Blank = Universal one side or doubled sided faces with removable left/right arrows