



Project:	Type:
Prepared By:	Date:

**Technical Specifications**

**Performance**

**Product Type:**  
Compact

**Input Wattage:**  
9W

**Wattage Equivalency:**  
26W Fluorescent

**Lumens:**  
1,000lm

**Efficacy:**  
111lm/W

**L70 Lifespan:**  
50,000 Hours

**Electrical**

**THD:**  
<20%

**Power Factor:**  
Ballast Dependent

**Dimmable:**  
Not suggested for dimming applications

**Operating Temperature:**  
-20°C to 45°C (-4°F to 113°F)

**Input Voltage:**  
Ballast Dependent

**Operating Frequency:**  
Ballast Dependent

**Construction**

**Shape:**  
PLC

**Finish:**  
Frosted

**For Use Outdoors in Open Fixtures:**  
No

**LED Characteristics**

**Color Temperature:**  
4000K Cool White

**Color Accuracy (CRI):**  
82 CRI

**Installation**

**Base Type:**  
G24q

**Installation Type:**  
Type A, Plug and Play

**Installation Orientation:**  
Horizontal

**Other**

**5-Year, No-Compromise Warranty:**  
RAB warrants that our LED products will be free from defects in materials and workmanship for a period of five (5) years from the date of delivery to the end user, including coverage of light output, color stability, driver performance and fixture finish. RAB's warranty is subject to all terms and conditions found at [rablighting.com/warranty](http://rablighting.com/warranty).

**Compliance**

**UL Listed:**  
Yes

**Certification Model Number:**  
PLC-9-H-840-DIR

**California Energy Commission (CEC) Status:**  
Lawful for Sales in California

**Application:**  
Suitable for damp locations and totally enclosed fixtures.

**Technical Specifications (continued)**

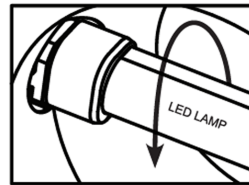
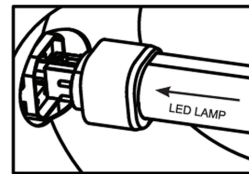
**DLC Listed:**

This product family is listed with the DesignLights Consortium (DLC). Individual SKUs within this family may carry either a DLC Standard or DLC Premium qualification. Please refer to the individual product specification sheet or the DLC Qualified Products List (QPL) at [designlights.org](http://designlights.org) to confirm the qualification status of a specific SKU prior to specification or purchase.

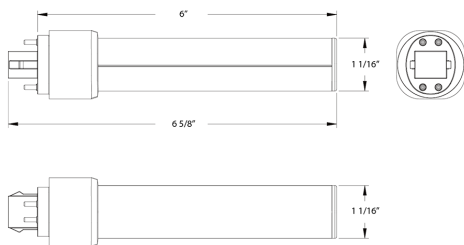
**Case and Pallet Dimensions**

	QTY	LENGTH (in)	WIDTH (in)	HEIGHT (in)
CASE	12	6.5	4.9	7
PALLET	4032	47.2	39.4	49.6

**Wiring Diagram**



**Dimension**



**Features**

- Replaces CFL 18W, 26W, and 32W G24q Lamps
- Ballast Compatible. Directly Compatible with Most Existing CFL Ballasts.
- Compatible with G24q / GX24q (4-pin CFL) installations
- 50,000 hour Lifespan
- Environmentally friendly, no mercury used
- UL Listed, DLC Listed
- Rated for use in enclosed and open fixtures in dry or damp locations
- 5 Year No Compromise Warranty

## Ordering Matrix

Family	Wattage	Orientation	CRI/Color Temp	Installation Type
PLC	9	H	840	DIR
	9 = 9W	H = Horizontal V = Vertical	850 = 80 CRI, 5000K 840 = 80 CRI, 4000K 835 = 80 CRI, 3500K 830 = 80 CRI, 3000K 827 = 80 CRI, 2700K	DIR = Ballast Compatible