



| | |
|--------------|-------|
| Project: | Type: |
| Prepared By: | Date: |

Technical Specifications

Performance

Product Type:
Compact

Input Wattage:
9W

Wattage Equivalency:
26W Fluorescent

Lumens:
1,000lm

Efficacy:
111lm/W

L70 Lifespan:
50,000 Hours

Electrical

THD:
<20%

Power Factor:
Ballast Dependent

Dimmable:
Not suggested for dimming applications

Operating Temperature:
-20°C to 45°C (-4°F to 113°F)

Input Voltage:
Ballast Dependent

Operating Frequency:
Ballast Dependent

Construction

Shape:
PLC

Finish:
Frosted

For Use Outdoors in Open Fixtures:
No

LED Characteristics

Color Temperature:
5000K Daylight

Color Accuracy (CRI):
82 CRI

Installation

Base Type:
G24q

Installation Type:
Type A, Plug and Play

Installation Orientation:
Horizontal

Other

5-Year, No-Compromise Warranty:
RAB warrants that our LED products will be free from defects in materials and workmanship for a period of five (5) years from the date of delivery to the end user, including coverage of light output, color stability, driver performance and fixture finish. RAB's warranty is subject to all terms and conditions found at rablighting.com/warranty.

Compliance

UL Listed:
Yes

Certification Model Number:
PLC-9-H-850-DIR

California Energy Commission (CEC) Status:
Lawful for Sales in California

Application:
Suitable for damp locations and totally enclosed fixtures.

Technical Specifications (continued)

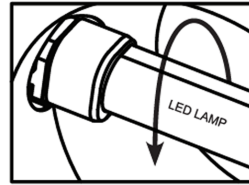
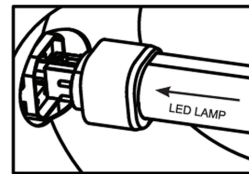
DLC Listed:

This product family is listed with the DesignLights Consortium (DLC). Individual SKUs within this family may carry either a DLC Standard or DLC Premium qualification. Please refer to the individual product specification sheet or the DLC Qualified Products List (QPL) at designlights.org to confirm the qualification status of a specific SKU prior to specification or purchase.

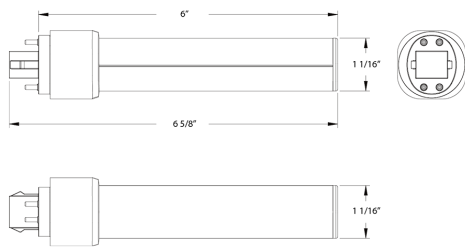
Case and Pallet Dimensions

| | QTY | LENGTH (in) | WIDTH (in) | HEIGHT (in) |
|--------|------|-------------|------------|-------------|
| CASE | 12 | 6.5 | 4.9 | 7 |
| PALLET | 4032 | 47.2 | 39.4 | 49.6 |

Wiring Diagram



Dimension



Features

- Replaces CFL 18W, 26W, and 32W G24q Lamps
- Ballast Compatible. Directly Compatible with Most Existing CFL Ballasts.
- Compatible with G24q / GX24q (4-pin CFL) installations
- 50,000 hour Lifespan
- Environmentally friendly, no mercury used
- UL Listed, DLC Listed
- Rated for use in enclosed and open fixtures in dry or damp locations
- 5 Year No Compromise Warranty

Ordering Matrix

| Family | | Wattage | | Orientation | | CRI/Color Temp | | Installation Type |
|--------|---|---------|---|--------------------------------|---|---|---|--------------------------|
| PLC | - | 9 | - | H | - | 850 | - | DIR |
| | | 9 = 9W | | H = Horizontal V = Vertical | | 850 = 80 CRI, 5000K 840 = 80 CRI, 4000K 835 = 80 CRI, 3500K 830 = 80 CRI, 3000K 827 = 80 CRI, 2700K | | DIR = Ballast Compatible |