



Project:	Type:
Prepared By:	Date:

Driver Info		LED Info	
Type	Constant Current	Watts	39W
120V	0.33A	Color Temp	4000K (Neutral)
208V	0.19A	Color Accuracy	83 CRI
240V	0.17A	R9	4.3
277V	0.15A	L70 Lifespan	100,000 Hours
Input Watts	38.6W	Lumens	4,991 lm
		Efficacy	129.3 lm/W

Technical Specifications

Compliance

UL Listed:

Suitable for dry and damp locations.

IC Rated:

Suitable for direct contact with insulation

DLC Listed:

This product family is listed with the DesignLights Consortium (DLC). Individual SKUs within this family may carry either a DLC Standard or DLC Premium qualification. Please refer to the individual product specification sheet or the DLC Qualified Products List (QPL) at designlights.org to confirm the qualification status of a specific SKU prior to specification or purchase.

Electrical

Dimming Driver:

Driver includes dimming control wiring for 0-10V dimming systems. Requires separate 0-10V DC dimming circuit. Dims down to 10%.

THD:

8.34% at 120V, 10.94% at 277V

Power Factor:

99.4% at 120V, 96.3% at 277V

Surge Protection:

2 kV

Construction

Operating Temperature:

-4°F(-20°C) to 104°F (40°C)

Housing:

Sheet metal and extruded aluminum

Reflector:

Aluminum with high reflectance white finish, optimized for uniform distribution.

Lens:

Frosted polystyrene

Finish:

Formulated for high durability and long-lasting color

Green Technology:

Mercury and UV free. RoHS-compliant components.

Installation

Mounting:

Recessed into T-grid ceiling. Surface and recessed mounting kits available for drywall ceilings.

LED Characteristics

LEDs:

Long-life, high-efficacy, discrete, surface-mount LEDs

Color Stability:

LED color temperature is warranted to Shift no more than 200K in color temperature over a 5-year period

Color Uniformity:

RAB's range of Correlated Color Temperature follows the guidelines of the American National Standard for Specifications for the Chromaticity of Solid State Lighting (SSL) Products, ANSI C78.377-2017.

Performance

Lifespan:

100,000-Hour LED lifespan based on IESlm-80 results and TM-21 calculations

Sensor Settings

Capacitance Load:

400VA at 120VAC, 800VA at 230VAC, 1000VA at 277VAC

Operating Temperature:

-4°F to +140°F(-20°C to +60°C)

Relay:

Zero-cross relay

Technical Specifications (continued)

Maximum Mounting Height:

16.4 ft

Customizable Detection Area:

10, 50, 75 or 100%

Time Delay:

5s, 30s, 1min, 5min, 10min, 20min, 30min

Cut Off Period:

0s, 10s, 1min, 5min, 10min, 30min, 1hr, Bi-Level

Cut-Off Dimming level:

10, 20, 30, 50%

Cut-Off Power:

Less than 1W

Daylight Threshold:

About .2-5 fc for disabled

Sensor Principle:

High Frequency

Microwave Frequency:

5.8GHz +/- 75MHz

Microwave Power:

<0.2mW

Max Detection Range:

26 ft diameter at 16 ft mounting height

Detection Angle:

About 30 to 150 degrees

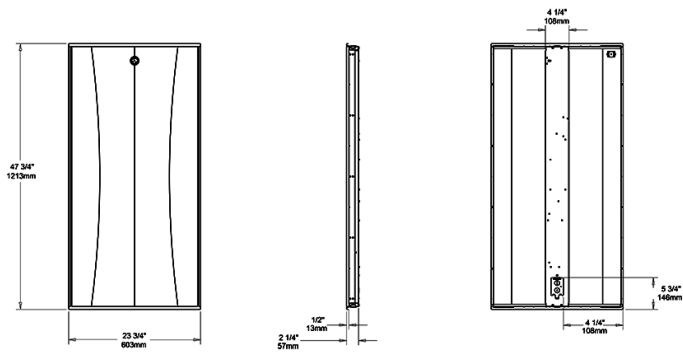
Remote Control Accessory:

Adjust settings using remote control (catalog# MVSREM). Only available with 0-10V dimming driver options. [Remote control available here.](#)

Other**5-Year, No-Compromise Warranty:**

RAB warrants that our LED products will be free from defects in materials and workmanship for a period of five (5) years from the date of delivery to the end user, including coverage of light output, color stability, driver performance and fixture finish. RAB's warranty is subject to all terms and conditions found at rablighting.com/warranty.

Dimensions









Features

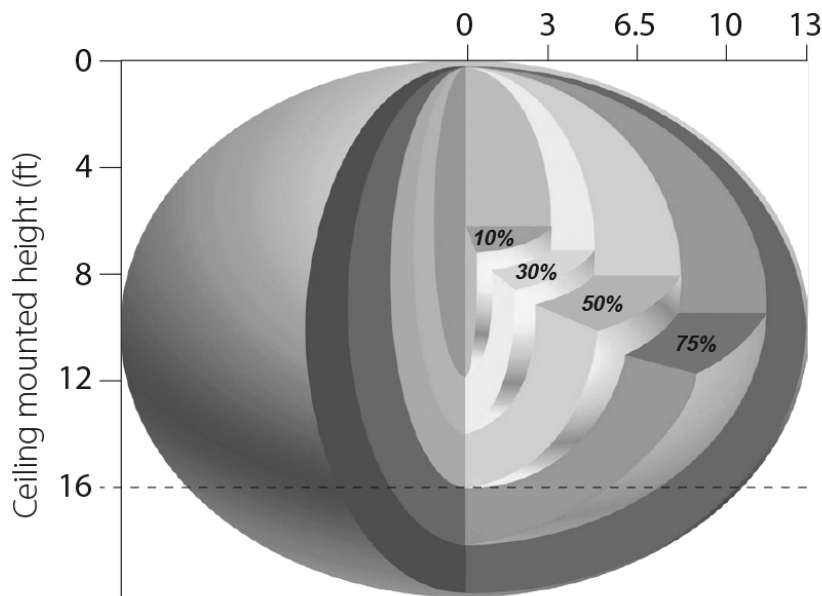
- Contemporary LED centerbasket with direct/indirect illumination
- Field-adjustable light output (3 discrete steps) - can be changed before, during or after installation
- 100,000-Hour LED lifespan

Coverage Pattern

MVS - Occupancy Sensor Detection Pattern

Features

-  24-hour daylight monitoring dawn/dusk sensor
-  Tri-level dimming control based upon occupancy (*also known as corridor function*)
-  1-10V dimming control method
-  One-touch daylight learning via remote control
-  Zero crossing detection circuit reduces in-rush current and prolongs relay life
-  Loop-in and loop-out terminal for efficient installation



Ordering Matrix

Family	Size		CRI/Color Temp	Driver	Options
SWISHFA-EDGE	2X4	-	840	U	/MVS
	2X4 = 29/39/49W 2X2 = 19/29/39W		840 = 80 CRI, 4000K Neutral 835 = 80 CRI, 3500K Warm Neutral	U = 0-10V Dimming	/LCBS/E2 = Lightcloud Blue w/PIR Sensor w/Battery Backup /LCB/E2 = Lightcloud Blue w/Battery Backup /LCBS = Lightcloud Blue w/PIR Sensor /LCB = Lightcloud Blue /MVS/E2 = Microwave Occupancy Sensor w/Battery Backup /LCS/E2 = Lightcloud Sensor w/Battery Backup /LC/E2 = Lightcloud w/Battery Backup /MVS = Microwave Occupancy Sensor /LCS = Lightcloud Sensor /LC = Lightcloud /E2 = Battery Backup Blank = No Option