

Photometric Test Report

Relevant Standards

- IES LM-79-2008
- ANSI C82.77:2017

Prepared For RAB Lighting Inc.

Room 6A33, No.1388, Wuzhong road, Shanghai, China

Xiao Xiang, 15921313292, Gary.Xiao@rabweb.com

Prepared By

Deliver Co., Ltd.

Block 11, 78 Keling Road, SSTP, Suzhou, China

0512-66801950, kevin.jia@szdeliver.com

Project Number

DLF2111105

Report Number

DLF2111105-17a


Test Date

2021/11/9

Issue Date


2021/11/12

Prepared By



Wangzun Zhu

Approved By



Kevin Jia

The results contained in this report pertain only to the tested sample.

This report shall not be reproduced, except in full, without written approval of Deliver Co., Ltd.

This report must not be used by the client to claim product certification, approval, or endorsement by NVLAP.

1.0 Test Summary

DLC Technical Requirements v5.1

Outdoor - Pole/Arm-Mounted Area and Roadway Luminaires				
Requirement Category	Test Method	Requirements	Test value	
Luminaire Output (lm) (Goniophotometer - Section 4.2)	IES LM-79-2008	1000	38026	
Minimum Luminaire Efficacy (lm/W) (Goniophotometer - Section 4.2)	IES LM-79-2008	Standard 105	Premium 120	144.6
Power (Input Wattage) (W) (Goniophotometer - Section 4.2)	IES LM-79-2008	Worst Case	263.0	
Total Harmonic Distortion (A%) (THD & PF - section 4.3)	ANSI C82.77:2014	20.00%	4.38%	
Power Factor (THD & PF - section 4.3)	ANSI C82.77:2014	0.9	0.963	
Allowable CCTs* (K) (Integrating Sphere - Section 4.1)	IES LM-79-2008	7 step	5029±355	5020
		4 step	5029±220	
Minimum CRI (Integrating Sphere - Section 4.1)	IES LM-79-2008 CIE 13.3-1995	≥70	84	
Minimum R9 (Integrating Sphere - Section 4.1)	IES LM-79-2008 CIE 13.3-1995	≥-40	12	
Minimum Rf (Integrating Sphere - Section 4.1)	ANSI/IES TM-30-18	≥70	83	
Minimum Rg (Integrating Sphere - Section 4.1)	ANSI/IES TM-30-18	≥89	93	
IES Rcs,h1 (Integrating Sphere - Section 4.1)	ANSI/IES TM-30-18	-18% ≤ IES Rcs,h1 ≤ +23%	-12%	
Zonal Lumen Requirement (0°-90°) (Goniophotometer - Section 4.2)	IES LM-79-2008	100%	100.00%	
Zonal Lumen Requirement (80°-90°) (Goniophotometer - Section 4.2)	IES LM-79-2008	≤10%	1.33%	
Input Voltage (V) (Goniophotometer - Section 4.2)	IES LM-79-2008	Worst Case	480	
Input Current (A) (Goniophotometer - Section 4.2)	IES LM-79-2008	Worst Case	0.570	

2.0 Test List

Test Item	Test	Test Date	Model Number	Sample No.
1	Integrating Sphere Test	2021/11/9	ALEDL4T/480	Q1
2	Goniophotometer Test	2021/11/9	ALEDL4T/480	Q1
3	THD and PF Test	2021/11/9	ALEDL4T/480	Q1

Remark(If any)

- 1、 This report shall not be used by the client to claim product endorsement by NVLAP, NIST or any agency of the US government.
- 2、 The results reported herein have been performed in accordance with the laboratory's terms of accreditation. This report shall not be reproduced except in full without the written approval of the Laboratory. The results in this report apply to the test sample(s) mentioned above at the time of the testing period only and are not to be used to indicate applicability to other similar products. This report does not imply that the product(s) has met the criteria for certification.


3.0 Production Description

Luminaire Description: ALEDL4T/480

Description: 260W/36,000 lm @ 5000K

Electrical Specification: 480V,50/60HZ

Photos of Luminaire Characteristics



4.0 LM-79 Measurement and Test Results

4.1 Integrating Sphere Test

Model No.	ALEDL4T/480	Sample ID.	Q1
Operate time (Min.)	90	Stabilization time (Min.)	45
Temperature (°C)	25.3	Humidity (%RH)	56.0

Test Method

The samples were tested according to the IES LM-79-2008.

Photometric parameters were measured using an integrating sphere, a spectroradiometer and software. The ambient temperature condition inside the sphere was maintained at $25^{\circ}\text{C} \pm 1^{\circ}\text{C}$.

The sample measurements were made using a spectroradiometer connected by a fiber optic cable and detector through the detector port of the integrating sphere.

The voltage of an AC power supply (RMS voltage) or DC power supply (instantaneous voltage) applied to the device under test shall be regulated to within ± 0.2 percent under load.

The sample was measured using 4π geometry and operated at rated voltage and was stabilized before measurement. Chromaticity coordinates, correlated color temperature and color rendering index were calculated from the spectral radiant flux measurements taken at 1 nm intervals over the range of 380 to 780 nm.

Test Result

Voltage (Vac)	Frequency (Hz)	Current (A)	Power (W)	Power Factor
480.04	60	0.570	263.4	0.963

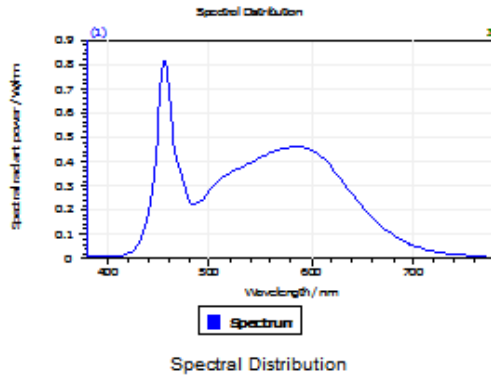
Test Result

CCT (K)	CRI	R9	Duv
5020	84	12	0.0011

Rf	Rg	IES Rcs,h1
83	93	-12%

4.1 Integrating Sphere Test

Results



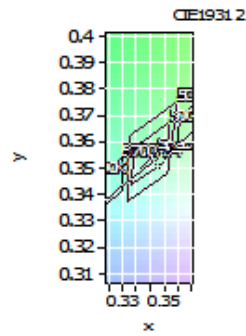
Spectral values

DominantWavelength 571.30 nm
Purity 0.096
PeakWavelength 456.09 nm
Radiant Power 90.59 W
Width50%:

Color Coordinates

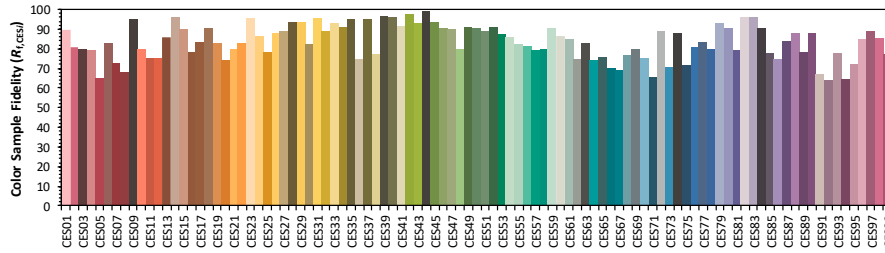
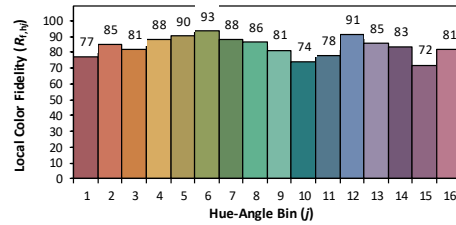
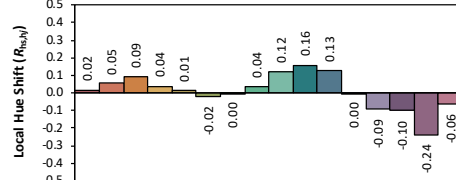
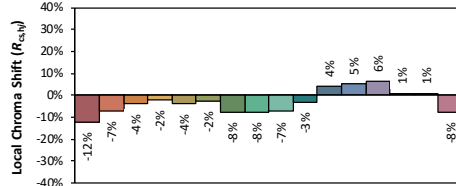
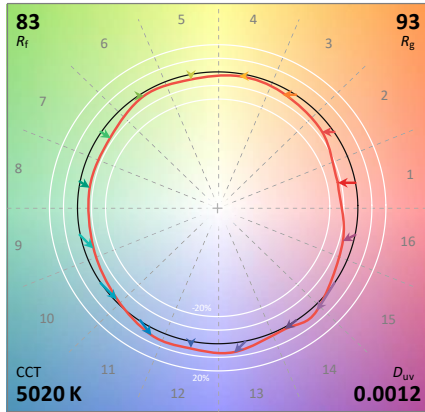
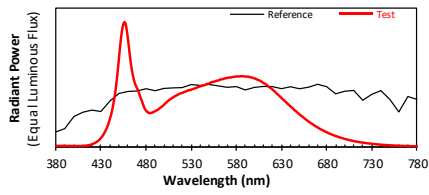
Correlated Color Temperat 5020 K
x: 0.3448 u: 0.2104 u': 0.2104
y: 0.3536 v: 0.3237 v': 0.4856

CRI01	83.2	CRI09	11.6
CRI02	92.9	CRI10	81.7
CRI03	94.7	CRI11	79.7
CRI04	80.6	CRI12	62.5
CRI05	83.2	CRI13	86.5
CRI06	88.0	CRI14	97.8
CRI07	84.8	CRI15	78.1
CRI08	66.0	CRI16	73.6
ResultsCRI	84.2		



PlankDistance 1.1E-003

4.1 Integrating Sphere Test



Notes: This is a recommended method for displaying ANSI/IES TM-30-18 information.

x **0.3448**
 y **0.3536**
 u' **0.2104**
 v' **0.4856**

CIE 13.3-1995 (CRI)	
R_a	84
R_g	12

Colors are for visual orientation purposes only. Created with the ANSI/IES TM-30-18 Calculator Version 2.0

4.0 LM-79 Measurement and Test Results

4.2 Goniophotometer Test

Model No.	ALEDL4T/480	Sample ID.	Q1
Operate time (Min.)	90	Stabilization time (Min.)	45
Temperature (°C)	25.3	Humidity (%RH)	54.0

Test Method

The samples were tested according to the IES LM-79-2008.

Photometric parameters were measured using a type C goniophotometer and software.

The ambient temperature shall be maintained at 25° C ± 1° C, measured at a point not more than 1 m from the sample and at the same height as the sample.

The voltage of an AC power supply (RMS voltage) or DC power supply (instantaneous voltage) applied to the device under test shall be regulated to within ±0.2 percent under load.

The samples were operated at rated voltage and was stabilized before measurement. Luminous flux, luminaire efficacy, zonal lumen were calculated from the software taken at 0.5° vertical intervals and 10° horizontal intervals.

Test Conditions

Condition	Voltage (Vac)	Frequency (Hz)	Current (A)	Power (W)	Power Factor
WORST CASE	479.97	60	0.570	263.0	0.962

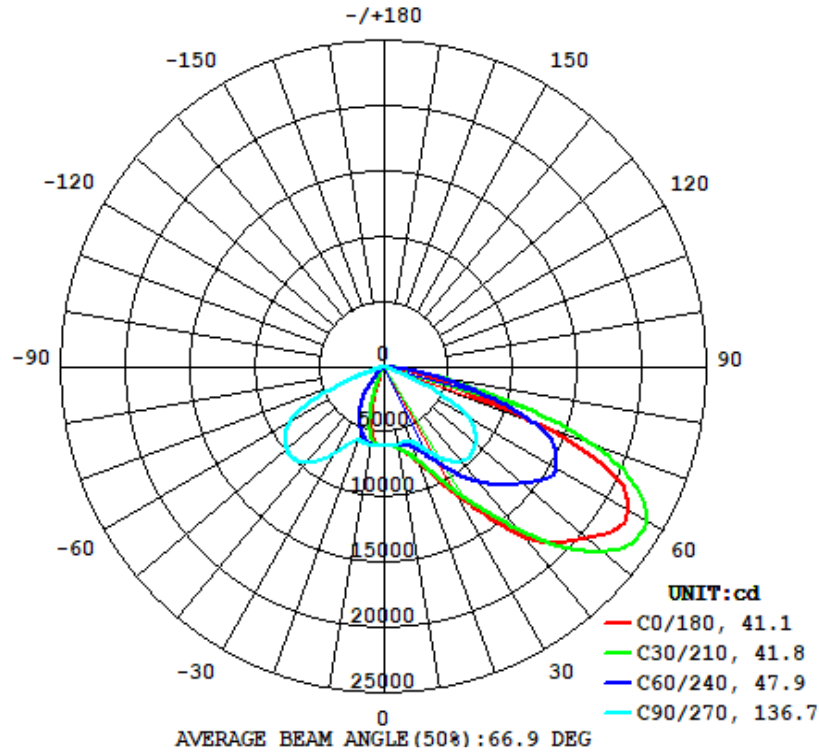
Test Result

Flux (lm)	Field Angle(10%)		Beam Angle(50%)		Luminous Efficacy (lm/W)
	C0-180	C90-270	C0-180	C90-270	
38026	99.3	148.6	41.1	136.7	144.6

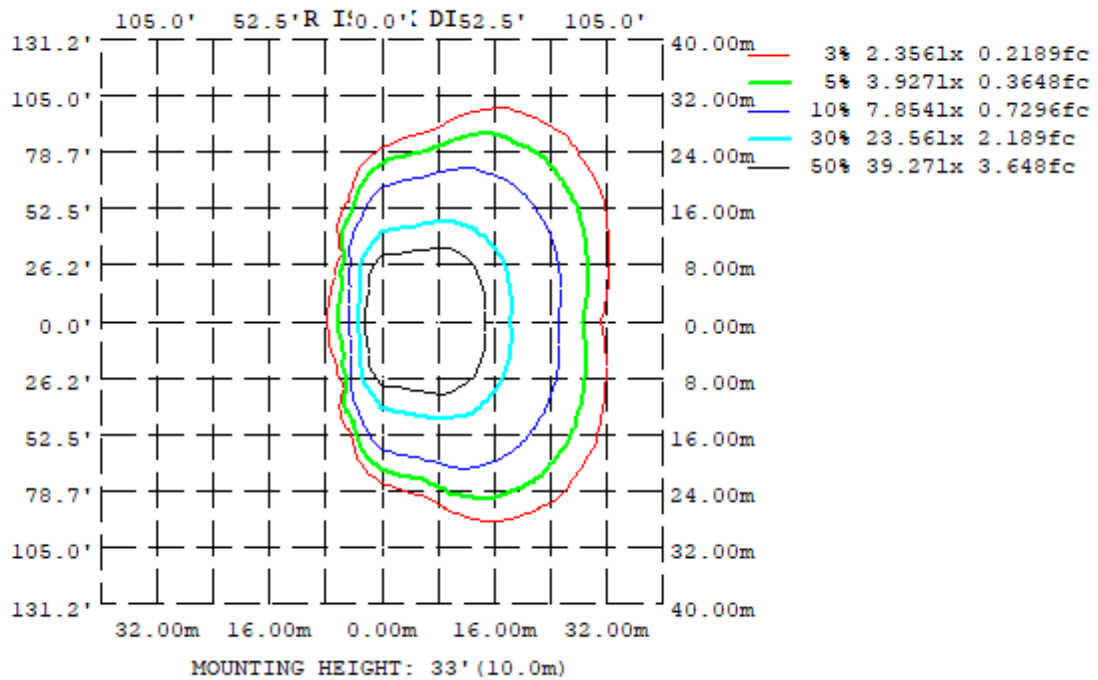
Zonal Lumen Requirement (0°-90°)	Zonal Lumen Requirement (80°-90°)	BUG rating
100.00%	1.33%	B3-U0-G5

4.2 Goniophotometer Test

Light Distribution Curve



Isolux Plot



4.2 Goniophotometer Test

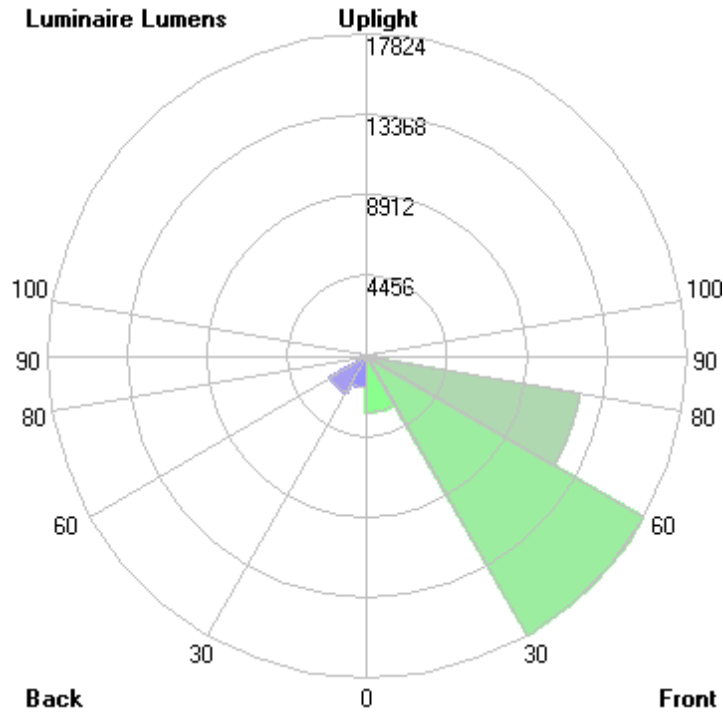
Zonal Lumen Summary

γ	C0	C45	C90	C135	C180	C225	C270	C315
10	631.0	626.9	606.9	586.0	539.3	592.3	615.0	625.1
20	776.5	709.9	611.2	383.8	210.8	401.8	605.9	713.2
30	1129	970.4	781.7	144.7	67.45	160.5	753.0	957.4
40	1703	1385	945.1	61.57	41.43	65.88	967.2	1379
50	2041	1880	930.8	37.04	15.78	41.66	984.2	1908
60	2182	2107	737.7	14.07	7.059	17.36	846.6	2213
70	1215	1641	133.1	8.673	4.892	9.386	274.6	1842
80	201.7	420.0	26.46	4.556	2.771	5.064	37.73	609.5
90	0	0	0	0	0	0	0	0
100	0	0	0	0	0	0	0	0
110	0	0	0	0	0	0	0	0
120	0	0	0	0	0	0	0	0
130	0	0	0	0	0	0	0	0
140	0	0	0	0	0	0	0	0
150	0	0	0	0	0	0	0	0
160	0	0	0	0	0	0	0	0
170	0	0	0	0	0	0	0	0
180	0	0	0	0	0	0	0	0
DEG	LUMINOUS INTENSITY: *10cd							

	Zonal (lm)		Total (lm)	Percent
0-10	578.28	0 - 10	578.28	1.52%
10-20	1632.20	0 - 20	2210.48	5.81%
20-30	2670.14	0 - 30	4880.62	12.83%
30-40	4534.67	0 - 40	9415.29	24.76%
40-50	6886.43	0 - 50	16301.72	42.87%
50-60	8734.93	0 - 60	25036.65	65.84%
60-70	8432.52	0 - 70	33469.17	88.02%
70-80	4052.43	0 - 80	37521.60	98.67%
80-90	504.62	0 - 90	38026.22	100.00%
90-100	0.00	0 - 100	38026.22	100.00%
100-110	0.00	0 - 110	38026.22	100.00%
110-120	0.00	0 - 120	38026.22	100.00%
120-130	0.00	0 - 130	38026.22	100.00%
130-140	0.00	0 - 140	38026.22	100.00%
140-150	0.00	0 - 150	38026.22	100.00%
150-160	0.00	0 - 160	38026.22	100.00%
160-170	0.00	0 - 170	38026.22	100.00%
170-180	0.00	0 - 180	38026.22	100.00%

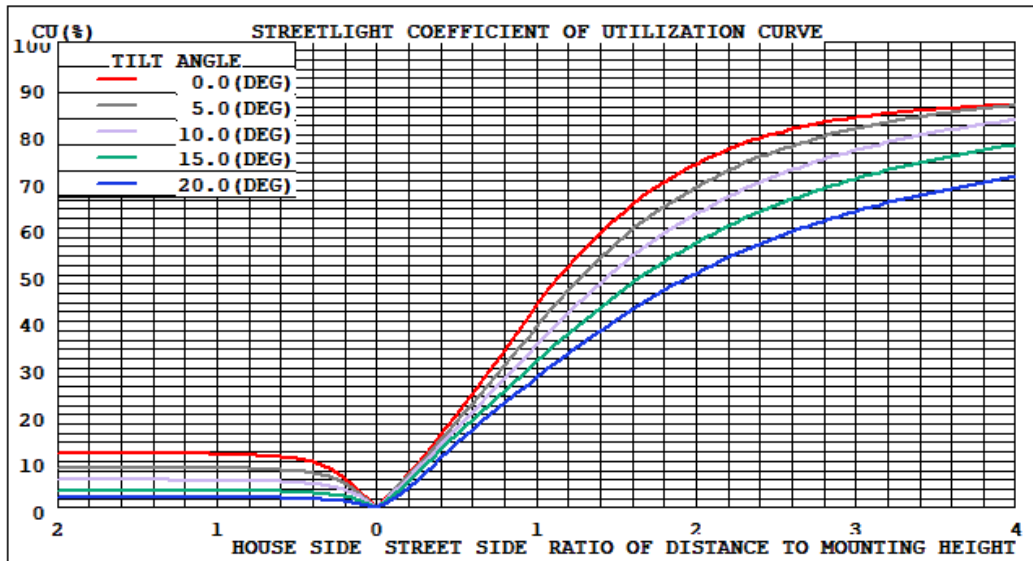
4.2 Goniophotometer Test

LCS/BUG

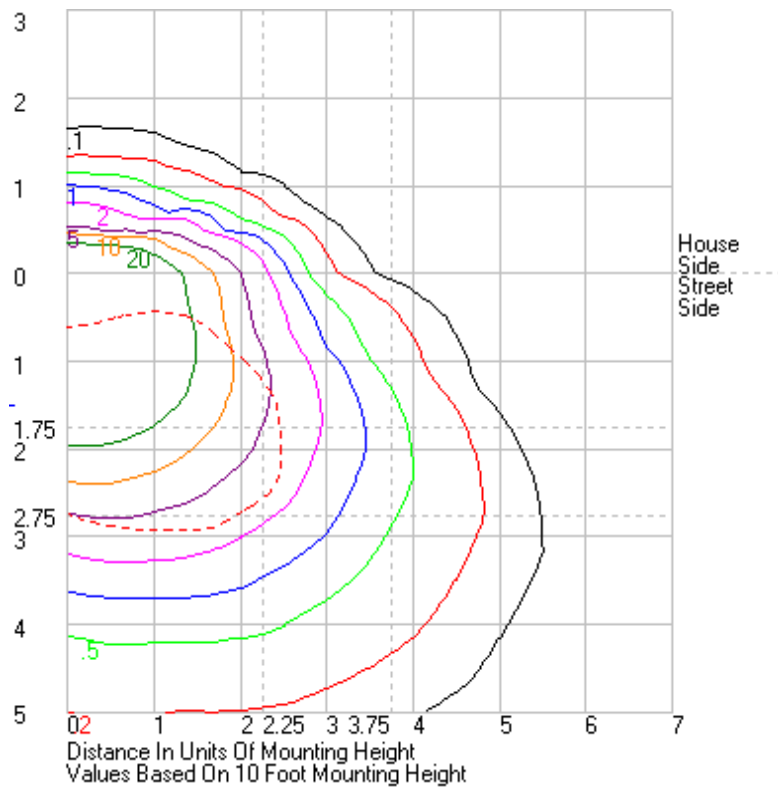


	Lumens	% Lamp	% Luminaire
FL - Front-Low (0-30)	3128.2	N.A.	8.2
FM - Front-Medium (30-60)	17824.3	N.A.	46.9
FH - Front-High (60-80)	12074.0	N.A.	31.8
FVH - Front-Very High (80-90)	483.9	N.A.	1.3
BL - Back-Low (0-30)	1752.4	N.A.	4.6
BM - Back-Medium (30-60)	2331.8	N.A.	6.1
BH - Back-High (60-80)	410.9	N.A.	1.1
BVH - Back-Very High (80-90)	20.7	N.A.	0.1
UL - Uplight-Low (90-100)	0.0	N.A.	0.0
UH - Uplight-High (100-180)	0.0	N.A.	0.0
Total	38026.2	N.A.	100.0
BUG Rating	B3-U0-G5		

Coefficients of Utilization



Isolines





4.2 Goniophotometer Test

	0	15	30	45	60	75	90	105	120	135	150	165	180	195	210	225	240	255	270	285	300	315	330	345	360	
0	6029.74	6029.74	6029.74	6029.74	6029.74	6029.74	6029.74	6029.74	6029.74	6029.74	6029.74	6029.74	6029.74	6029.74	6029.74	6029.74	6029.74	6029.74	6029.74	6029.74	6029.74	6029.74	6029.74	6029.74	6029.74	
1	6015.8	6015.63	6017.37	6020.55	6024.59	6027.94	6032.88	6037.54	6041.06	6045.61	6047.77	6050.6	6051.72	6052.8	6048.7	6046.35	6043.54	6040.24	6035.23	6030.92	6026.18	6020.52	6017.32	6014.18	6014.08	6015.8
2	6009.72	6011.96	6016.22	6021.16	6027.37	6033.1	6040.32	6050.28	6059.12	6067.55	6071.21	6073.17	6074.48	6072.47	6069.56	6064.85	6057.5	6047.62	6038.82	6028.74	6019.85	6013.3	6008.49	6006.74	6009.72	6009.72
3	6010.32	6014.3	6020.23	6027.89	6035.92	6043.69	6053.14	6064.82	6076.31	6083.17	6079.31	6075.4	6078.44	6078.3	6082.15	6083.97	6078.27	6065.29	6051.49	6037.52	6025.04	6015.57	6008.49	6007	6010.32	6010.32
4	6021.51	6026.95	6033.87	6043.91	6049.82	6055.26	6064.62	6080.31	6091.73	6086.42	6077.65	6070.37	6072.35	6075.76	6083.49	6093.93	6097.95	6083.35	6065.87	6049.96	6035.88	6024.6	6017.66	6016.5	6021.51	6021.51
5	6044.09	6051.23	6059.89	6065.23	6065.53	6067.3	6075.48	6092.22	6096.51	6084.91	6067.66	6039.98	6039.84	6051.98	6077.37	6096.82	6112.21	6103.21	6083.36	6065.69	6050.74	6040.87	6034.45	6032.52	6044.09	6044.09
6	6076.53	6087.56	6097.34	6094.06	6085.06	6079.57	6083.88	6101.62	6095.91	6073.94	6024.92	5987.49	5984.84	6002.18	6045.73	6094.63	6119.55	6122.4	6102.5	6086.82	6073.52	6065.93	6062.02	6063.91	6076.53	6076.53
7	6112.76	6129.8	6144.25	6131.87	6105.91	6087.65	6087.3	6107.19	6091.23	6041.91	5970.64	5910.06	5902.05	5931.45	5996.57	6073.58	6123.23	6138.59	6119.69	6107.59	6102.36	6101.04	6101.1	6098.76	6112.76	6112.76
8	6164.18	6186.04	6196.36	6176.38	6129.29	6092.27	6086.44	6105.66	6078.97	5997.4	5891.39	5796.88	5780.45	5826.58	5928.19	6038.31	6123.87	6152.97	6135.87	6128.78	6134.3	6147.3	6143.38	6143.56	6164.18	6164.18
9	6233.05	6256.99	6259.03	6223.11	6151.13	6093.64	6079.66	6096	6056.17	5937.43	5776.87	5640.4	5619.16	5679.62	5824.54	5989.53	6115.6	6160.25	6146.75	6147.27	6169.08	6197.62	6201.52	6207.76	6233.05	6233.05
10	6309.7	6338.07	6333.45	6269.15	6173.42	6090.59	6069.05	6080.44	6019.57	5859.68	5638.16	5441.41	5393.36	5483.41	5690.13	5922.57	6093.16	6158.41	6149.82	6160.43	6206.11	6250.53	6274.21	6282.56	6309.7	6309.7
11	6394.43	6427.93	6419.93	6327.9	6196.22	6082.62	6053.06	6058.45	5973.28	5753.68	5442.85	5185.34	5128.76	5239.9	5518.31	5830.24	6056.74	6149.1	6147.7	6167.92	6243.9	6314.81	6359.72	6366.12	6394.43	6394.43
12	6491.41	6528.54	6510.68	6391.51	6217.52	6073.95	6035.52	6035.49	5917.96	5629.42	5217.81	4910.51	4840.42	4964.19	5299.82	5717.93	6011.36	6133.55	6140.28	6172.02	6279.01	6387.3	6451.13	6458.38	6491.41	6491.41
13	6600.2	6641.69	6616.03	6461.44	6236.51	6066.42	6018.28	6012.25	5851.51	5472.29	4972.43	4606.11	4512.65	4663.39	5059.31	5579.83	5957.21	6113.65	6125.52	6173.08	6314.19	6466.57	6547.34	6554.05	6600.2	6600.2
14	6719.29	6764.82	6728.1	6532.99	6256.78	6060.55	6004.99	5990.54	5773.28	5276.49	4696.16	4275.65	4174.3	4342.23	4791.64	5407.13	5890.11	6088.36	6107.07	6171.91	6349.83	6555.79	6643.55	6650.33	6719.29	6719.29
15	6846.39	6894.81	6844.16	6604.08	6284.69	6061.14	5997.74	5971.8	5689.33	5069.54	4410.22	3941.52	3832.78	4009.92	4510.43	5211.19	5809.34	6060.81	6087.94	6168.53	6384.59	6649.53	6754.66	6777.24	6846.39	6846.39
16	6990.01	7041.72	6977.66	6681.07	6320.95	6066.24	5995.47	5955.81	5595.03	4846.38	4095.68	3596.34	3478.32	3664.37	4209.58	4997.72	5715.93	6033.35	6069.25	6167	6423.42	6688.22	6889.7	6921.9	6990.01	6990.01
17	7151.51	7202.13	7112.74	6765.86	6368.33	6079.87	6002.45	5945.86	5495.37	4611.14	3784.28	3259.53	3127.05	3328.41	3903.17	4773.39	5616.7	6008.3	6052.29	6166.59	6467.27	6785.39	7033.67	7079.57	7151.51	7151.51
18	7340.83	7392.73	7266.24	6859.33	6423.63	6104.71	6022.3	5943.53	5383.61	4362.23	3467.26	2907.58	2774.88	2983.76	3590.11	4528.9	5509.05	5984.96	6042.4	6169.2	6513.85	6889.39	7194.46	7262.27	7340.83	7340.83
19	7544.47	7602.58	7438.71	6971.11	6492.61	6146.3	6058.69	5952.65	5255.19	4099.96	3151.05	2562.7	2426.46	2636.74	3279.61	4272.86	5388.29	5967.39	6042.02	6182.97	6563.51	7003.81	7375.64	7469.95	7544.47	7544.47
20	7765.01	7829.33	7634.28	7099.32	6575.2	6205.66	6112.05	5973.13	5128.81	3837.78	2826.19	2236.72	2108.15	2315.12	2963.86	4018.46	5254.64	5962.32	6059.25	6211.98	6615.5	7132.37	7575.01	7694.96	7765.01	7765.01
21	8008.51	8080.16	7857.04	7251.97	6676.69	6287.06	6191.66	6017.11	4994.32	3572.28	2508.23	1925.43	1809.29	2009.87	2645.84	3755.95	5117.39	5970.68	6093.42	6255.29	6668.73	7271.03	7797.2	7937.74	8008.51	8008.51
22	8256.67	8340.84	8095.49	7424.56	6799.23	6391.92	6288.83	6070.7	4859.85	3317.67	2215.21	1648.73	1550.52	1728.5	2351.8	3497.07	4977.62	5994.73	6147.79	6319.36	6763.07	7432.66	8029.28	8187.2	8256.67	8256.67
23	8538.29	8631.85	8368.14	7633.14	6945.55	6516.34	6410.8	6139.28	4726.8	3057	1932.02	1392.46	1314.24	1500.72	2066.03	3236.47	4836.36	6035.79	6231.05	6408.28	6885.62	7622.72	8293.76	8461.72	8538.29	8538.29
24	8856.82	8950.87	8664.26	7868.98	7123.18	6676.03	6568.39	6227.66	4579.04	2796.6	1676.67	1176.95	1105.52	1272.93	1802.94	2977.25	4697.95	6095.89	6342.15	6526.6	7027	7834.15	8572.28	8768.15	8856.82	8856.82
25	9203.55	9313.01	8979.49	8123.4	7316.09	6846.24	6729.31	6311.72	4431.42	2540.44	1443.4	1004.75	941.55	1072.14	1579.14	2721.46	4553.73	6174.34	6483.42	6672.03	7187.82	8063.33	8827.94	9108.29	9203.55	9203.55
26	9564.78	9703.62	9337.66	8406.91	7543.52	7045.95	6926.74	6417.47	4278.37	2298.01	1243.38	870.51	830.69	925.98	1374.82	2471.12	4406.43	6265.16	6645.5	6840.8	7384.06	8322.36	9202.4	9482.87	9564.78	9564.78
27	9963.17	10115.9	9716.39	8701.04	7785.85	7270.23	7141.16	6519.96	4114.44	2066.02	1076.31	783.72	766.15	824.92	1170.86	2237.82	4262.43	6369.18	6836.94	7036	7600.31	8603.5	9565.9	9882.32	9963.17	9963.17
28	10378.3	10563.8	10130.5	9017.01	8040.11	7497.7	7358.35	6607.89	3946.41	1846.65	936.79	736.14	730.13	765.13	1015.63	2009.58	4109.95	6482.49	7048.95	7256.15	7850.44	8903.51	9963.36	10295	10378.3	10378.3
29	10817.6	11011	10545.9	9350.04	8312.97	7751.07	7593.14	6708.61	3783.72	1648.18	829.46	704.54	701.93	732.08	894.4	1798.62	3959.37	6599.17	7278.16	7490.59	8113.97	9229.63	10375.2	10731.1	10817.6	10817.6
30	11290.7	11492.2	10984.8	9703.9	8592.14	7991.86	7816.66	6776	3602.31	1446.9	758.25	676.41	674.48	704.88	810.48	1605.4	3809.14	6718.06	7529.69	7740.52	8399.05	9574.24	10808.1	11200.1	11290.7	11290.7
31	11779.3	12006.6	11438.2	10070.9	8891.57	8236.82	8043.61	6837.58	3417.13	1274.32	715.38	656.86	643.97	674.88	755.85	1439.28	3651.91	6832.24	7780.95	8005.61	8704.91	9934.05	11251.5	11683.9	11779.3	11779.3
32	12277.4	12529.9	11897.3	10457.3	9201.03	8485.23	8273.62	6882.51	3224.13	1119.92	686.09	629.94	617.08	645.44	722.03	1273.17	3484.15	6937.32	8039.7	8271.62	9011.21	10319.8	11713	12204.8	12277.4	12277.4
33	12801.9	13094.2	12373.1	10847.2	9501.53	8724.12	8481.01	6894.89	3016.42	980.21	661.86	604.17	592.56	620.08	695.67	1116.05	3310.27	7029.1	8294.09	8537.05	9326.92	10713.4	12202.9	12742	12801.9	12801.9
34	13369.6	13655.7	12872.5	11245	9814.55	8962.1	8684.22	6906.68	2819.82	868.27	639.16	579.6	567.02	595.12	670.34	986.47	3128.2	7100.46	8533.69	8799.71	9647	11119.5	12697.7	13295.4	13369.6	13369.6
35	13934.2	14216.4	13385.3	11657.4	10123.8	9184.91	8862.14	6882.8	2606.2	781.37	616.46	554.83	541.73	570.29	646.11	877.77	2942.6	7153.27	8770.61	9059.41	9967.33	11539.4	13223.8	13880.5	13934.2	13934.2
36	14516.7	14840	13904.5	12071.5	10433.2	9393	9018.27	6837.87	2398.12	724.33	594.01	530.33	516.82	545.71	622.31	800.01	2751.37	7180.04	8995.19	9316.21	10291.9	11960	13765.6	14492.4	14516.7	14516.7
37	15164.2	15520.2	14442.9	12503.8	10745.5	9590.04	9159.22	6781.39	2199.07	688.12	569.8	505.4	491.44	521.03	599.36	745.52										



161	0	0	0	0	0	0	0	0	0	0	0	0	0	0	0	0	0	0	0	0	0	0	0	0	0
162	0	0	0	0	0	0	0	0	0	0	0	0	0	0	0	0	0	0	0	0	0	0	0	0	0
163	0	0	0	0	0	0	0	0	0	0	0	0	0	0	0	0	0	0	0	0	0	0	0	0	0
164	0	0	0	0	0	0	0	0	0	0	0	0	0	0	0	0	0	0	0	0	0	0	0	0	0
165	0	0	0	0	0	0	0	0	0	0	0	0	0	0	0	0	0	0	0	0	0	0	0	0	0
166	0	0	0	0	0	0	0	0	0	0	0	0	0	0	0	0	0	0	0	0	0	0	0	0	0
167	0	0	0	0	0	0	0	0	0	0	0	0	0	0	0	0	0	0	0	0	0	0	0	0	0
168	0	0	0	0	0	0	0	0	0	0	0	0	0	0	0	0	0	0	0	0	0	0	0	0	0
169	0	0	0	0	0	0	0	0	0	0	0	0	0	0	0	0	0	0	0	0	0	0	0	0	0
170	0	0	0	0	0	0	0	0	0	0	0	0	0	0	0	0	0	0	0	0	0	0	0	0	0
171	0	0	0	0	0	0	0	0	0	0	0	0	0	0	0	0	0	0	0	0	0	0	0	0	0
172	0	0	0	0	0	0	0	0	0	0	0	0	0	0	0	0	0	0	0	0	0	0	0	0	0
173	0	0	0	0	0	0	0	0	0	0	0	0	0	0	0	0	0	0	0	0	0	0	0	0	0
174	0	0	0	0	0	0	0	0	0	0	0	0	0	0	0	0	0	0	0	0	0	0	0	0	0
175	0	0	0	0	0	0	0	0	0	0	0	0	0	0	0	0	0	0	0	0	0	0	0	0	0
176	0	0	0	0	0	0	0	0	0	0	0	0	0	0	0	0	0	0	0	0	0	0	0	0	0
177	0	0	0	0	0	0	0	0	0	0	0	0	0	0	0	0	0	0	0	0	0	0	0	0	0
178	0	0	0	0	0	0	0	0	0	0	0	0	0	0	0	0	0	0	0	0	0	0	0	0	0
179	0	0	0	0	0	0	0	0	0	0	0	0	0	0	0	0	0	0	0	0	0	0	0	0	0
180	0	0	0	0	0	0	0	0	0	0	0	0	0	0	0	0	0	0	0	0	0	0	0	0	0

4.0 LM-79 Measurement and Test Results

4.3 THD and PF Test

Model No.	ALEDL4T/480	Sample ID.	Q1
Temperature (°C)	25.3	Humidity (%RH)	56.0

Test Method

The samples were tested according to the ANSI C82.77:2002.
 The total harmonic distortion shall be measured to the 40th order.
 The ambient temperature condition was maintained at 25° C ± 1° C. The sample measurements were made using a digital power meter and power supply. The sample was operated at rated voltage and was stabilized before measurement. The total harmonic distortion were calculated.

Test Results

Voltage (Vac)	Frequency (Hz)	Current (A)	Power (W)	Power Factor	THD
480.04	60	0.570	263.4	0.963	4.38%

5.0 Equipment Information

Test Equipment			
Equipment ID	Equipment Name	Last Calibration Date	Calibration Due Date
DLF107	Integrating Sphere System	2020/12/26	2021/12/25
DLF108	Auxiliary Lamp	2020/12/26	2021/12/25
DLF122	Measurement Standard Lamp Standard Lamp Type: 220 V, 0.4720 A, Tungsten, Omni-derectional	2020/12/26	2021/12/25
DLF116	AC Power Source	2020/12/26	2021/12/25
DLF113	Power Meter	2020/12/26	2021/12/25
DLF112	Temperature Recorder	2020/12/26	2021/12/25
DLF114	Temperature & Humidity Datalogger	2020/12/26	2021/12/25
DLF101	Goniophotometer	2020/12/26	2021/12/25
DLF125	Standard Lamp Standard Lamp Type: 76.58 V, 6.7875 A, Tungsten, Omni-derectional	2020/12/26	2021/12/25
DLF104	AC Power Source	2020/12/26	2021/12/25
DLF507	DC Power Source	2020/12/26	2021/12/25
DLF102	Power Meter	2020/12/26	2021/12/25
DLF111	Temperature & Humidity Datalogger	2020/12/26	2021/12/25
DLF119	Power Meter	2020/12/26	2021/12/25
DLF031	Temperature data logger	2020/12/26	2021/12/25
DLF022	Digital power meter	2020/12/26	2021/12/25
DLF003	Temperature & Humidity Datalogger	2020/12/26	2021/12/25

***** End of Test Report*****