

Photometric Test Report

Relevant Standards

- ☒ IES LM-79-2008
- ☒ ANSI C82.77:2017

Prepared For

RAB Lighting Inc.

Room 6A33, No.1388, Wuzhong road, Shanghai, China

Xiao Xiang, 15921313292, Gary.Xiao@rabweb.com

Prepared By

Deliver Co., Ltd.

Block 11, 78 Keling Road, SSTP, Suzhou, China

0512-66801950, kevin.jia@szdeliver.com

Project Number

DLF2207109

Report Number

DLF2207109-8a

Test Date

2022/7/29

Issue Date

2022/7/30

Prepared By



Wangzun Zhu

Approved By



Kevin Jia

The results contained in this report pertain only to the tested sample.

This report shall not be reproduced, except in full, without written approval of Deliver Co., Ltd.

This report must not be used by the client to claim product certification, approval, or endorsement by NVLAP.

1.0 Test Summary

DLC Technical Requirements v5.1

Outdoor - Pole/Arm-Mounted Area and Roadway Luminaires				
Requirement Category	Test Method	Requirements		Test value
Luminaire Output (lm) (Goniophotometer - Section 4.2)	IES LM-79-2008	1000		11008
Minimum Luminaire Efficacy (lm/W) (Goniophotometer - Section 4.2)	IES LM-79-2008	Standard 105	Premium 120	134.1
Power (Input Wattage) (W) (Goniophotometer - Section 4.2)	IES LM-79-2008	Worst Case		82.1
Total Harmonic Distortion (A%) (THD & PF - section 4.3)	ANSI C82.77:2014	20.00%	120V	1.85%
		20.00%	277V	7.69%
Power Factor (THD & PF - section 4.3)	ANSI C82.77:2014	0.9	120V	0.999
		0.9	277V	0.966
Allowable CCTs* (K) (Integrating Sphere - Section 4.1)	IES LM-79-2008	7 step	5029±355	4844
		4 step	5029±220	
Minimum CRI (Integrating Sphere - Section 4.1)	IES LM-79-2008 CIE 13.3-1995	≥70		81
Minimum R9 (Integrating Sphere - Section 4.1)	IES LM-79-2008 CIE 13.3-1995	≥-40		-2
Minimum Rf (Integrating Sphere - Section 4.1)	ANSI/IES TM-30-18	≥70		83
Minimum Rg (Integrating Sphere - Section 4.1)	ANSI/IES TM-30-18	≥89		95
Minimum IES Rcs,h1 (Integrating Sphere - Section 4.1)	ANSI/IES TM-30-18	-18%≤IES Rcs,h1≤+23%		-13%
Zonal Lumen Requirement (0°-90°) (Goniophotometer - Section 4.2)	IES LM-79-2008	100%		100.00%
Zonal Lumen Requirement (80°-90°) (Goniophotometer - Section 4.2)	IES LM-79-2008	≤10%		0.17%
Input Voltage (V)				
(Goniophotometer - Section 4.2)	IES LM-79-2008	Worst Case		120
(Goniophotometer - Section 4.2)		Non-Worst Case		277
Input Current (A)				
(Goniophotometer - Section 4.2)	IES LM-79-2008	Worst Case		0.685
(Goniophotometer - Section 4.2)		Non-Worst Case		0.299
Power (Input Wattage - W)				
(Goniophotometer - Section 4.2)	IES LM-79-2008	Worst Case		82.1
(Goniophotometer - Section 4.2)		Non-Worst Case		80.0

2.0 Test List

Test Item	Test	Test Date	Model Number	Sample No.
1	Integrating Sphere Test	2022/7/29	ALEDSATN	H1
2	Goniophotometer Test	2022/7/29	ALEDSATN	H1
3	THD and PF Test	2022/7/29	ALEDSATN	H1

Remark(If any)

- 1、 This report shall not be used by the client to claim product endorsement by NVLAP, NIST or any agency of the US government.
- 2、 The results reported herein have been performed in accordance with the laboratory's terms of accreditation. This report shall not be reproduced except in full without the written approval of the Laboratory. The results in this report apply to the test sample(s) mentioned above at the time of the testing period only and are not to be used to indicate applicability to other similar products. This report does not imply that the product(s) has met the criteria for certification.


3.0 Production Description

Luminaire Description: ALEDSATN

Description: 80W @ 4000K

Electrical Specification: 120V-277V,50/60HZ

Photos of Luminaire Characteristics



4.0 LM-79 Measurement and Test Results

4.1 Integrating Sphere Test

Model No.	ALEDSATN	Sample ID.	H1
Operate time (Min.)	90	Stabilization time (Min.)	45
Temperature (°C)	25.3	Humidity (%RH)	56.0

Test Method

The samples were tested according to the IES LM-79-2008.

Photometric parameters were measured using an integrating sphere, a spectroradiometer and software. The ambient temperature condition inside the sphere was maintained at $25^{\circ}\text{C} \pm 1^{\circ}\text{C}$.

The sample measurements were made using a spectroradiometer connected by a fiber optic cable and detector through the detector port of the integrating sphere.

The voltage of an AC power supply (RMS voltage) or DC power supply (instantaneous voltage) applied to the device under test shall be regulated to within ± 0.2 percent under load.

The sample was measured using 4π geometry and operated at rated voltage and was stabilized before measurement. Chromaticity coordinates, correlated color temperature and color rendering index were calculated from the spectral radiant flux measurements taken at 1 nm intervals over the range of 380 to 780 nm.

Test Result

Voltage (Vac)	Frequency (Hz)	Current (A)	Power (W)	Power Factor
120.03	60	0.683	81.9	0.999
277.03	60	0.297	79.6	0.966

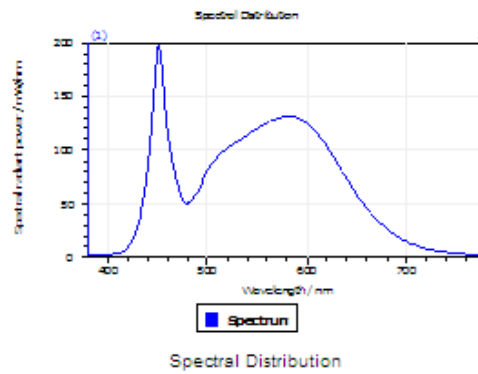
Test Result

CCT (K)	CRI	R9	Duv
4844	81	-2	0.0038

Rf	Rg	IES Rcs,h1
83	95	-13%

4.1 Integrating Sphere Test

Results



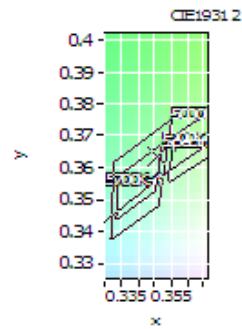
Spectral values

DominantWavelength 571.44 nm
Purity 0.143
PeakWavelength 451.25 nm
Radiant Power 24.99 W
Width50%:

Color Coordinates

Correlated Color Temperat 4844 K
x: 0.3506 u: 0.2105 u': 0.2105
y: 0.3636 v: 0.3275 v': 0.4912

CRI01	78.4	CRI09	-1.5
CRI02	87.5	CRI10	70.6
CRI03	93.9	CRI11	77.7
CRI04	79.3	CRI12	57.2
CRI05	78.9	CRI13	80.7
CRI06	82.5	CRI14	96.9
CRI07	86.3	CRI15	71.5
CRI08	63.4	CRI16	69.1
ResultsCRI	81.3		



PlanckDistance 3.8E-003

4.1 Integrating Sphere Test

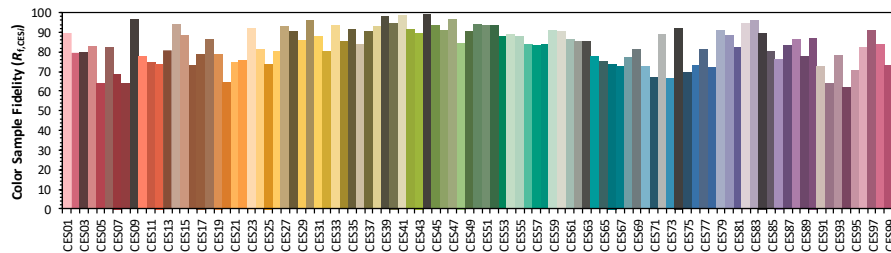
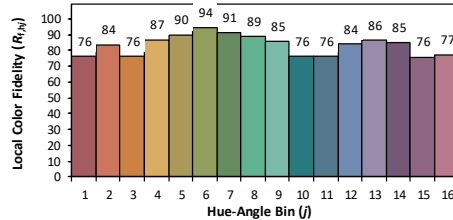
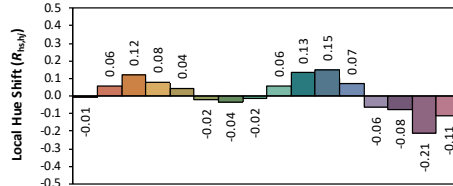
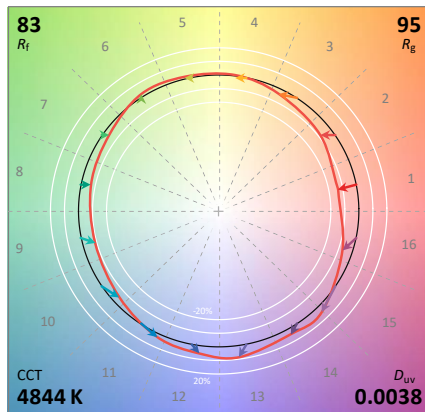
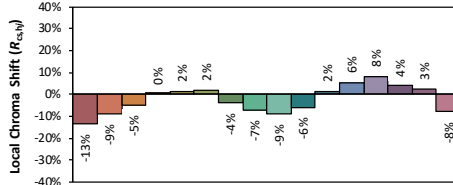
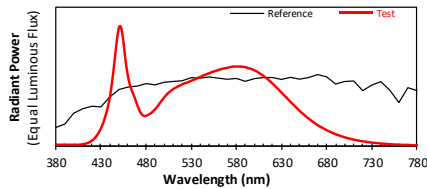
IES TM-30-18 Color Rendition Report

Source: DLF2207109-8a

Manufacturer: RAB Lighting Inc.

Date: 2022/7/29

Model: ALED SATN



Notes: This is a recommended method for displaying ANSI/IES TM-30-18 information.

x 0.3506
 y 0.3636
 u' 0.2105
 v' 0.4912

CIE 13.3-1995
(CRI)
 R_a 82
 R_g 0

Colors are for visual orientation purposes only. Created with the ANSI/IES TM-30-18 Calculator Version 2.0

4.0 LM-79 Measurement and Test Results

4.2 Goniophotometer Test

Model No.	ALEDSATN	Sample ID.	H1
Opreate time (Min.)	90	Stabilization time (Min.)	45
Temperature (°C)	25.3	Humidity (%RH)	54.0

Test Method

The samples were tested according to the IES LM-79-2008.

Photometric paramters were measured using a type C goniophotometer and software.

The ambient temperature shall be maintained at $25^{\circ}\text{C} \pm 1^{\circ}\text{C}$, measured at a point not more than 1 m from the sample and at the same height as the sample.

The voltage of an AC power supply (RMS voltage) or DC power supply (instantaneous voltage) applied to the device under test shall be regulated to within ± 0.2 percent under load.

The samples were operated at rated voltage and was stabilized before measurement. Luminous flux, luminaire efficacy, zonal lumen were calculated from the software taken at 0.5° vertical intervals and 10° horizontal intervals.

Test Conditions

Condition	Voltage (Vac)	Frequency (Hz)	Current (A)	Power (W)	Power Factor
WORST CASE	119.99	60	0.685	82.1	0.999
NON-WROST CASE	276.99	60	0.299	80.0	0.965

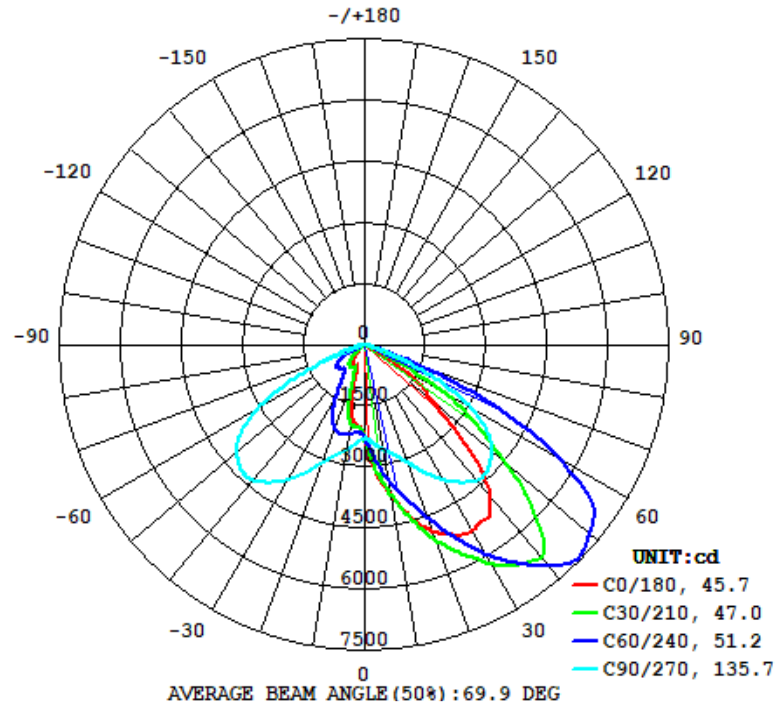
Test Result

Flux (lm)	Field Angle(10%)		Beam Angle(50%)		Luminous Efficacy (lm/W)
	C0-180	C90-270	C0-180	C90-270	
11008	92.0	152.9	45.7	135.7	134.1

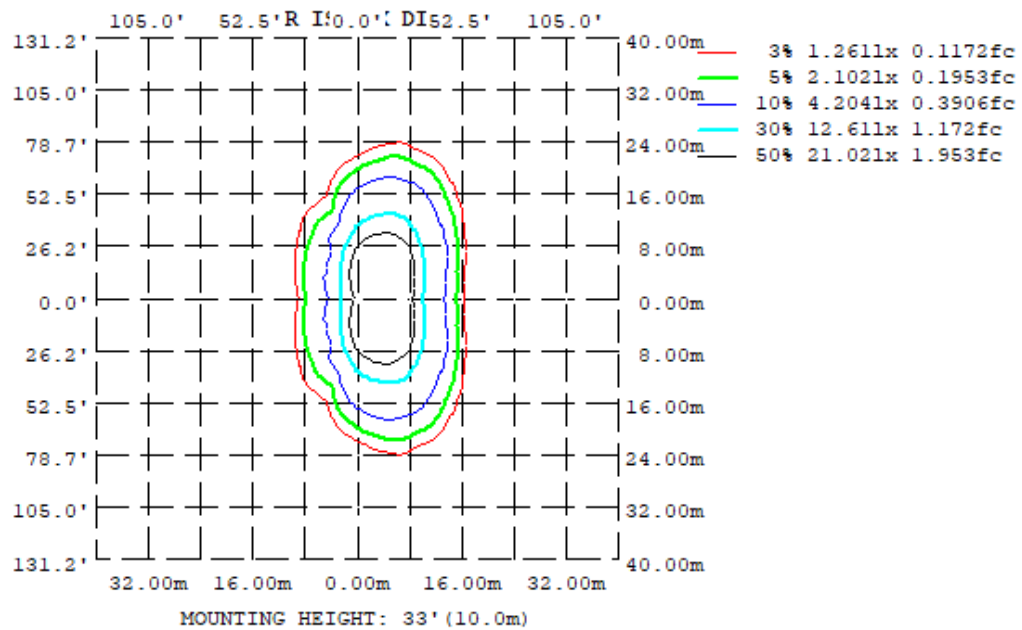
Zonal Lumen Requirement (0° - 90°)	Zonal Lumen Requirement (80° - 90°)	BUG rating
100.00%	0.17%	B2-U0-G1

4.2 Goniophotometer Test

Light Distrubtion Curve



Isolux Plot



4.2 Goniophotometer Test

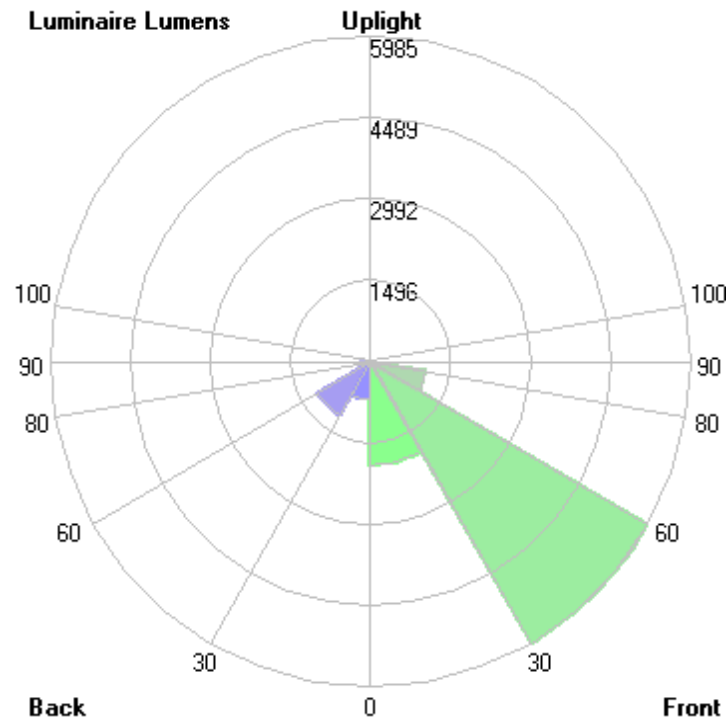
Zonal Lumen Summary

γ	C0	C45	C90	C135	C180	C225	C270	C315
10	3730	3588	2603	2123	1813	2123	2603	3588
20	4857	4900	3059	1443	567.1	1443	3059	4900
30	5265	6277	3829	681.4	560.5	681.4	3829	6277
40	4842	7418	4334	741.1	366.1	741.1	4334	7418
50	2260	6575	4114	598.9	80.81	598.9	4114	6575
60	570.6	3425	2990	103.2	18.87	103.2	2990	3425
70	121.6	415.4	782.7	30.71	11.47	30.71	782.7	415.4
80	21.69	85.58	103.0	10.48	4.810	10.48	103.0	85.58
90	0	0	0	0	0	0	0	0
100	0	0	0	0	0	0	0	0
110	0	0	0	0	0	0	0	0
120	0	0	0	0	0	0	0	0
130	0	0	0	0	0	0	0	0
140	0	0	0	0	0	0	0	0
150	0	0	0	0	0	0	0	0
160	0	0	0	0	0	0	0	0
170	0	0	0	0	0	0	0	0
180	0	0	0	0	0	0	0	0
DEG	LUMINOUS INTENSITY:cd							

	Zonal (lm)		Total (lm)	Percent
0-10	246.60	0 - 10	246.60	2.24%
10-20	834.76	0 - 20	1081.36	9.82%
20-30	1526.67	0 - 30	2608.03	23.69%
30-40	2297.85	0 - 40	4905.88	44.57%
40-50	2652.73	0 - 50	7558.61	68.66%
50-60	2178.01	0 - 60	9736.62	88.45%
60-70	1055.09	0 - 70	10791.71	98.03%
70-80	197.70	0 - 80	10989.41	99.83%
80-90	18.83	0 - 90	11008.24	100.00%
90-100	0.00	0 - 100	11008.24	100.00%
100-110	0.00	0 - 110	11008.24	100.00%
110-120	0.00	0 - 120	11008.24	100.00%
120-130	0.00	0 - 130	11008.24	100.00%
130-140	0.00	0 - 140	11008.24	100.00%
140-150	0.00	0 - 150	11008.24	100.00%
150-160	0.00	0 - 160	11008.24	100.00%
160-170	0.00	0 - 170	11008.24	100.00%
170-180	0.00	0 - 180	11008.24	100.00%

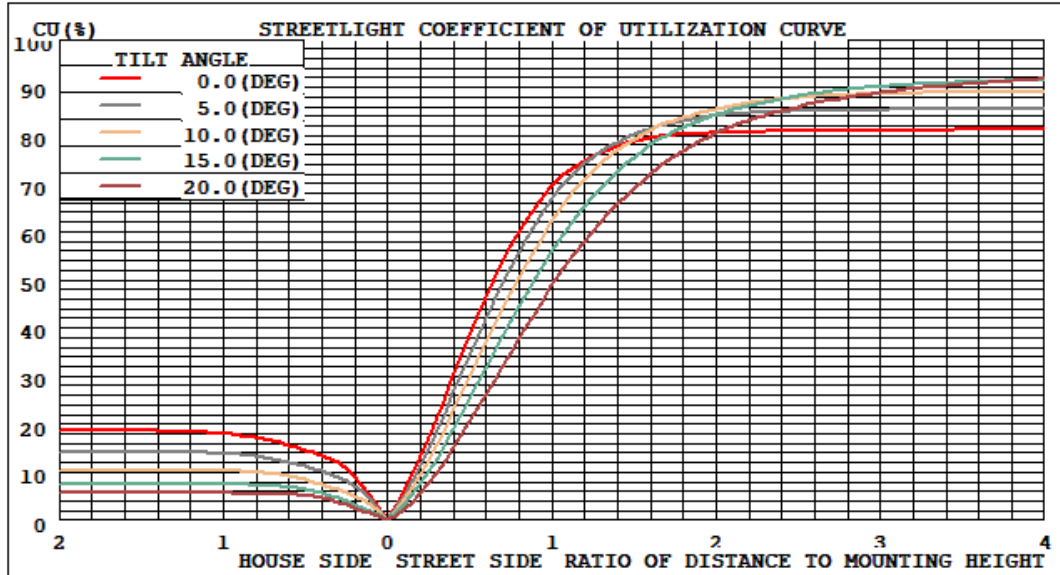
4.2 Goniophotometer Test

LCS/BUG

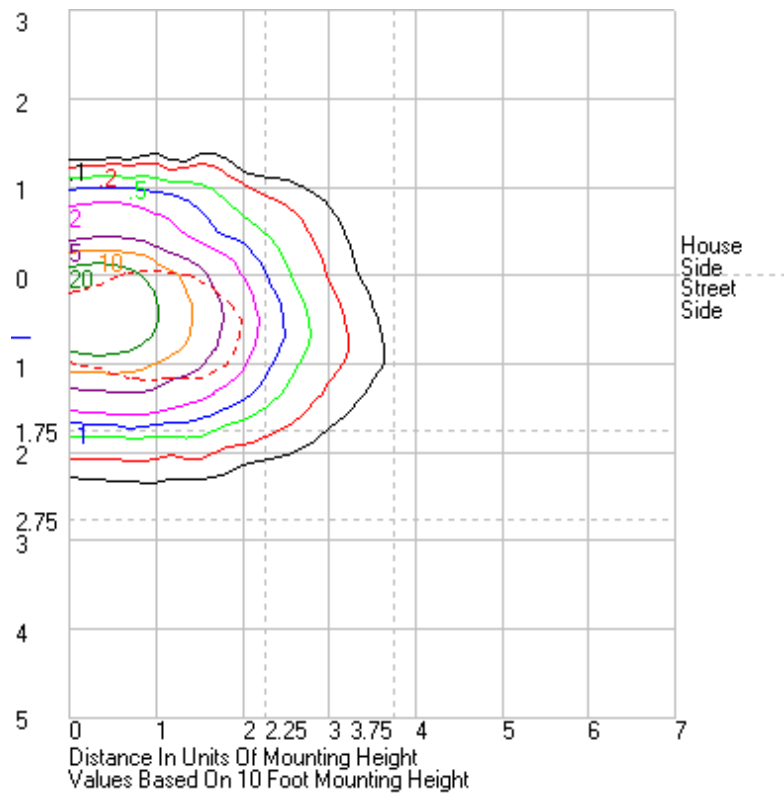


	Lumens	% Lamp	% Luminaire
FL - Front-Low (0-30)	1902.0	N.A.	17.3
FM - Front-Medium (30-60)	5985.0	N.A.	54.4
FH - Front-High (60-80)	1044.4	N.A.	9.5
FVH - Front-Very High (80-90)	14.6	N.A.	0.1
BL - Back-Low (0-30)	706.1	N.A.	6.4
BM - Back-Medium (30-60)	1143.6	N.A.	10.4
BH - Back-High (60-80)	208.4	N.A.	1.9
BVH - Back-Very High (80-90)	4.2	N.A.	0.0
UL - Uplight-Low (90-100)	0.0	N.A.	0.0
UH - Uplight-High (100-180)	0.0	N.A.	0.0
Total	11008.3	N.A.	100.0
BUG Rating	B2-U0-G1		

Coefficients of Utilization



Isolines



4.2 Goniophotometer Test

	0	15	30	45	60	75	90	105	120	135	150	165	180	195	210	225	240	255	270	285	300	315	330	345	360
0	2290.14	2290.14	2290.14	2290.14	2290.14	2290.14	2290.14	2290.14	2290.14	2290.14	2290.14	2290.14	2290.14	2290.14	2290.14	2290.14	2290.14	2290.14	2290.14	2290.14	2290.14	2290.14	2290.14	2290.14	2290.14
1	2390.6	2387.8	2379.66	2365.7	2348.05	2325.8	2301.54	2273.66	2247.04	2223.17	2203.87	2191.72	2184.68	2191.72	2203.87	2223.17	2247.04	2273.66	2301.54	2325.8	2348.05	2365.7	2379.66	2387.8	2390.6
2	2533.61	2526.93	2502	2463.61	2413.44	2367.81	2317.44	2261.95	2208.4	2159.62	2127.7	2110.11	2105.64	2110.11	2127.7	2159.62	2208.4	2261.95	2317.44	2367.81	2413.44	2463.61	2502	2526.93	2533.61
3	2710.17	2695.21	2651.79	2584.39	2500.04	2416.32	2342.14	2259.5	2177.26	2124.21	2084.19	2060.77	2055.09	2060.77	2084.19	2124.21	2177.26	2259.5	2342.14	2416.32	2500.04	2584.39	2651.79	2695.21	2710.17
4	2896.85	2882.16	2827.87	2727.22	2602.34	2473.99	2372.93	2260.1	2164.43	2100.68	2061.59	2039.02	2032.77	2039.02	2061.59	2100.68	2164.43	2260.1	2372.93	2473.99	2602.34	2727.22	2827.87	2882.16	2896.85
5	3069.48	3052.49	2995.42	2885.64	2715.99	2547.17	2411.89	2268.73	2164.15	2098.17	2056.55	2024.52	2015.68	2024.52	2056.55	2098.17	2164.15	2268.73	2411.89	2547.17	2715.99	2885.64	2995.42	3052.49	3069.48
6	3219.52	3209.04	3152.79	3035.93	2846.73	2622.28	2450.71	2279.37	2170.35	2105.28	2051.83	2009.23	1994.61	2009.23	2051.83	2105.28	2170.35	2279.37	2450.71	2622.28	2846.73	3035.93	3152.79	3209.04	3219.52
7	3362.42	3351.2	3301.26	3185.63	2977.71	2702.65	2487.71	2297.01	2185.71	2113.14	2043.66	1991.75	1974.63	1991.75	2043.66	2113.14	2185.71	2297.01	2487.71	2702.65	2977.71	3185.63	3301.26	3351.2	3362.42
8	3489.45	3479.24	3440.83	3325.45	3099.92	2781	2528.17	2316.45	2205.33	2120.19	2033.25	1972.23	1946.57	1972.23	2033.25	2120.19	2205.33	2316.45	2528.17	2781	3099.92	3325.45	3440.83	3479.24	3489.45
9	3607.15	3603.56	3572.2	3460.48	3225.46	2861.37	2566.76	2337.73	2225.02	2123.79	2022.27	1930.38	1895.7	1930.38	2022.27	2123.79	2225.02	2337.73	2566.76	2861.37	3225.46	3460.48	3572.2	3603.56	3607.15
10	3729.69	3731.06	3700.65	3588.28	3341.44	2941.03	2602.88	2357.48	2242.01	2122.89	1988.16	1863.62	1813.48	1863.62	1988.16	2122.89	2242.01	2357.48	2602.88	2941.03	3341.44	3588.28	3700.65	3731.06	3729.69
11	3850.49	3858.72	3833.39	3710.24	3451.86	3025.62	2639.45	2376.52	2255.28	2115.96	1933.33	1777.1	1714.52	1777.1	1933.33	2115.96	2255.28	2376.52	2639.45	3025.62	3451.86	3710.24	3833.39	3858.72	3850.49
12	3974.67	3989.23	3970.91	3832.34	3562.28	3110.11	2673.28	2399.11	2264.66	2091.94	1858.65	1660.53	1581.34	1660.53	1858.65	2091.94	2264.66	2399.11	2673.28	3110.11	3562.28	3832.34	3970.91	3989.23	3974.67
13	4100.78	4122.62	4109.83	3958.09	3667.92	3193.32	2710.17	2425.58	2276.84	2051.98	1765.55	1520.89	1424.23	1520.89	1765.55	2051.98	2276.84	2425.58	2710.17	3193.32	3667.92	3958.09	4109.83	4122.62	4100.78
14	4230.3	4258.38	4244.4	4082.44	3775.51	3280.43	2748.85	2455.49	2284.93	1997.53	1647.43	1366.22	1267.12	1366.22	1647.43	1997.53	2284.93	2455.49	2748.85	3280.43	3775.51	4082.44	4244.4	4258.38	4230.3
15	4357.76	4394.69	4389.45	4212.32	3883.97	3366.99	2790.19	2488.91	2287.99	1932.13	1515.3	1210.54	1110.65	1210.54	1515.3	1932.13	2287.99	2488.91	2790.19	3366.99	3883.97	4212.32	4389.45	4394.69	4357.76
16	4483.99	4531.95	4534.47	4343.89	3995.84	3458.63	2836.34	2524.84	2284.67	1854.41	1375.38	1056.06	947.79	1056.06	1375.38	1854.41	2284.67	2524.84	2836.34	3458.63	3995.84	4343.89	4534.47	4531.95	4483.99
17	4597.76	4662	4677.16	4478.45	4112.18	3557.2	2885.45	2565.92	2270.76	1761.96	1236.52	898.54	797.68	898.54	1236.52	1761.96	2270.76	2565.92	2885.45	3557.2	4112.18	4478.45	4677.16	4662	4597.76
18	4693.14	4783.03	4819	4618.79	4231.55	3657.68	2938.41	2607.45	2249.56	1660.1	1094.85	764.4	682.5	764.4	1094.85	1660.1	2249.56	2607.45	2938.41	3657.68	4231.55	4618.79	4819	4783.03	4693.14
19	4774.21	4886.63	4955.13	4759.36	4358.44	3769	2996.17	2652.09	2221.35	1553.24	953.98	667.19	611.23	667.19	953.98	1553.24	2221.35	2652.09	2996.17	3769	4358.44	4759.36	4955.13	4886.63	4774.21
20	4856.64	4983.23	5078.06	4900.36	4487.48	3878.52	3058.65	2695.3	2184.6	1442.64	830.38	613.6	567.13	613.6	830.38	1442.64	2184.6	2695.3	3058.65	3878.52	4487.48	4900.36	5078.06	4983.23	4856.64
21	4937.91	5079.33	5194.76	5039.36	4621.52	3994.74	3129.38	2736.22	2138.62	1329.59	739.93	570.82	538.31	570.82	739.93	1329.59	2138.62	2736.22	3129.38	3994.74	4621.52	5039.36	5194.76	5079.33	4937.91
22	4999.75	5168.67	5307.39	5177.01	4759.04	4111.09	3199.94	2770.7	2080.38	1213.83	685.84	547.56	530.07	547.56	685.84	1213.83	2080.38	2770.7	3199.94	4111.09	4759.04	5177.01	5307.39	5168.67	4999.75
23	5047.6	5246.14	5429.3	5315.17	4901.76	4227.43	3277.76	2804.27	2016.63	1094.56	645.17	543.42	532.54	543.42	645.17	1094.56	2016.63	2804.27	3277.76	4227.43	4901.76	5315.17	5429.3	5246.14	5047.6
24	5084.44	5311.02	5546.15	5443.18	5044.49	4347.13	3352.73	2832.64	1943.31	983.25	609.71	550.25	545.65	550.25	609.71	983.25	1943.31	2832.64	3352.73	4347.13	5044.49	5443.18	5546.15	5311.02	5084.44
25	5128.13	5369.83	5652.8	5571.44	5188.66	4463.88	3434.58	2855.27	1865.48	896.54	597.41	563.95	558.73	563.95	597.41	896.54	1865.48	2855.27	3434.58	4463.88	5188.66	5571.44	5652.8	5369.83	5128.13
26	5213.08	5452.3	5758.78	5699.39	5332.84	4586.17	3518.18	2874.41	1784.77	832.88	599.99	579.15	573.58	579.15	599.99	832.88	1784.77	2874.41	3518.18	4586.17	5332.84	5699.39	5758.78	5452.3	5213.08
27	5228.42	5539.66	5865.87	5840.46	5471.68	4707.57	3597.38	2888.69	1700.08	779.75	611.63	597.09	586.86	597.09	611.63	779.75	1700.08	2888.69	3597.38	4707.57	5471.68	5840.46	5865.87	5539.66	5228.42
28	5260.68	5588.98	5967.84	5985.16	5616	4828.05	3679.1	2895.44	1608.03	736.94	628.76	612.26	587.78	612.26	628.76	736.94	1608.03	2895.44	3679.1	4828.05	5616	5967.84	5985.16	5588.98	5260.68
29	5277.85	5656.22	6109.88	6136.43	5761.22	4946.25	3754.03	2894.57	1507.65	698.61	650.16	614.31	577.4	614.31	650.16	698.61	1507.65	2894.57	3754.03	4946.25	5761.22	6136.43	6109.88	5656.22	5277.85
30	5264.86	5695.11	6219.48	6277.45	5902.69	5061.11	3828.85	2884.39	1402.41	681.36	675.67	605.17	560.47	605.17	675.67	681.36	1402.41	2884.39	3828.85	5061.11	5902.69	6277.45	6219.48	5695.11	5264.86
31	5261.29	5708.28	6311.94	6427.88	6041.55	5172.09	3898.07	2865.43	1292.53	676.84	691.22	589.75	538.09	589.75	691.22	676.84	1292.53	2865.43	3898.07	5172.09	6041.55	6427.88	6311.94	5708.28	5261.29
32	5245.6	5736.79	6405.61	6569.36	6172.82	5276.15	3963.96	2838.21	1188.91	681.91	695.02	573.02	522.1	573.02	695.02	681.91	1188.91	2838.21	3963.96	5276.15	6172.82	6569.36	6405.61	5736.79	5245.6
33	5215.14	5736.14	6473.33	6709.24	6297.58	5384.5	4028.06	2803.38	1100.07	693.97	687.9	561.17	508.41	561.17	687.9	693.97	1100.07	2803.38	4028.06	5384.5	6297.58	6709.24	6473.33	5736.14	5215.14
34	5197.82	5728.3	6526.17	6864.72	6415.35	5484.15	4081.67	2759.91	1029.56	712.49	675.64	551.66	491.98	551.66	675.64	712.49	1029.56	2759.91	4081.67	5484.15	6415.35	6864.72	6526.17	5728.3	5197.82
35	5223.33	5738.09	6581.88	7006.14	6529.98	5578.83	4133.97	2704.53	964.38	737.1	663.83	540.79	476.74	540.79	663.83	737.1	964.38	2704.53	4133.97	5578.83	6529.98	7006.14	6581.88	5738.09	5223.33
36	5203.84	5765.98	6622.87	7129.52	6649.53	5674.48	4181.8	2639.77	911.15	754.17	652.77	530.6	461.41	530.6	652.77	754.17	911.15	2639.77	4181.8	5674.48	6649.53	7129.52	6622.87	5765.98	5203.84
37	5165.81	5763.4	6666.94	7238.18	6769.69	5760.17	4226.03	2571.18	865.41	761.61	643.63	518.69	442.61	518.69	643.63	761.61	865.41	2571.18	4226.03	5760.17	6769.69	7238.18	6666.94	5763.4	5165.81
38	5080.93	5717.1	6717.45	7321.57	6891.17	5843.68	4270.71	2496.55	825.77	760.87	634.43	502.95	421.94	502.95	634.43	760.87	825.77	2496.55	4270.71	5843.68	6891.17	7321.57	6717.45	5717.1	5080.93
39	4958																								

Doc No. : DLFLAB-ZY-01-28 Version:1.0 Page 13 of 17

Page 14 of 17

161	0	0	0	0	0	0	0	0	0	0	0	0	0	0	0	0	0	0	0	0	0	0	0	0
162	0	0	0	0	0	0	0	0	0	0	0	0	0	0	0	0	0	0	0	0	0	0	0	0
163	0	0	0	0	0	0	0	0	0	0	0	0	0	0	0	0	0	0	0	0	0	0	0	0
164	0	0	0	0	0	0	0	0	0	0	0	0	0	0	0	0	0	0	0	0	0	0	0	0
165	0	0	0	0	0	0	0	0	0	0	0	0	0	0	0	0	0	0	0	0	0	0	0	0
166	0	0	0	0	0	0	0	0	0	0	0	0	0	0	0	0	0	0	0	0	0	0	0	0
167	0	0	0	0	0	0	0	0	0	0	0	0	0	0	0	0	0	0	0	0	0	0	0	0
168	0	0	0	0	0	0	0	0	0	0	0	0	0	0	0	0	0	0	0	0	0	0	0	0
169	0	0	0	0	0	0	0	0	0	0	0	0	0	0	0	0	0	0	0	0	0	0	0	0
170	0	0	0	0	0	0	0	0	0	0	0	0	0	0	0	0	0	0	0	0	0	0	0	0
171	0	0	0	0	0	0	0	0	0	0	0	0	0	0	0	0	0	0	0	0	0	0	0	0
172	0	0	0	0	0	0	0	0	0	0	0	0	0	0	0	0	0	0	0	0	0	0	0	0
173	0	0	0	0	0	0	0	0	0	0	0	0	0	0	0	0	0	0	0	0	0	0	0	0
174	0	0	0	0	0	0	0	0	0	0	0	0	0	0	0	0	0	0	0	0	0	0	0	0
175	0	0	0	0	0	0	0	0	0	0	0	0	0	0	0	0	0	0	0	0	0	0	0	0
176	0	0	0	0	0	0	0	0	0	0	0	0	0	0	0	0	0	0	0	0	0	0	0	0
177	0	0	0	0	0	0	0	0	0	0	0	0	0	0	0	0	0	0	0	0	0	0	0	0
178	0	0	0	0	0	0	0	0	0	0	0	0	0	0	0	0	0	0	0	0	0	0	0	0
179	0	0	0	0	0	0	0	0	0	0	0	0	0	0	0	0	0	0	0	0	0	0	0	0
180	0	0	0	0	0	0	0	0	0	0	0	0	0	0	0	0	0	0	0	0	0	0	0	0

4.0 LM-79 Measurement and Test Results

4.3 THD and PF Test

Model No.	ALEDSATN	Sample ID.	H1
Temperature (°C)	25.3	Humidity (%RH)	56.0

Test Method

The samples were tested according to the ANSI C82.77:2002.

The total harmonic distortion shall be measured to the 40th order.

The ambient temperature condition was maintained at $25^{\circ}\text{C} \pm 1^{\circ}\text{C}$. The sample measurements were made using a digital power meter and power supply. The sample was operated at rated voltage and was stabilized before measurement. The total harmonic distortion were calculated.

Test Results

Voltage (Vac)	Frequency (Hz)	Current (A)	Power (W)	Power Factor	THD
120.03	60	0.683	81.9	0.999	1.85%
277.03	60	0.297	79.6	0.966	7.69%

5.0 Equipment Information

Test Equipment			
Equipment ID	Equipment Name	Last Calibration Date	Calibration Due Date
DLF107	Integrating Sphere System	2021/12/26	2022/12/25
DLF108	Auxiliary Lamp	2021/12/26	2022/12/25
DLF122	Measurement Standard Lamp Standard Lamp Type: 220 V, 0.4720 A, Tungsten, Omni-derectional	2021/12/26	2022/12/25
DLF116	AC Power Source	2021/12/26	2022/12/25
DLF113	Power Meter	2021/12/26	2022/12/25
DLF112	Temperature Recorder	2021/12/26	2022/12/25
DLF114	Temperature & Humidity Datalogger	2021/12/26	2022/12/25
DLF101	Goniophotometer	2021/12/26	2022/12/25
DLF125	Standard Lamp Standard Lamp Type: 76.58 V, 6.7875 A, Tungsten, Omni-derectional	2021/12/26	2022/12/25
DLF104	AC Power Source	2021/12/26	2022/12/25
DLF507	DC Power Source	2021/12/26	2022/12/25
DLF102	Power Meter	2021/12/26	2022/12/25
DLF111	Temperature & Humidity Datalogger	2021/12/26	2022/12/25
DLF119	Power Meter	2021/12/26	2022/12/25
DLF031	Temperature data logger	2021/12/26	2022/12/25
DLF022	Digital power meter	2021/12/26	2022/12/25
DLF003	Temperature & Humidity Datalogger	2021/12/26	2022/12/25

***** End of Test Report*****