

Photometric Test Report

Relevant Standards

- ☒ IES LM-79-2019
- ☒ ANSI C82.77-10:2014

Prepared For

RAB Lighting Inc.

408 W 14th St, New York, NY 10014 United States

Xiao Xiang, 15921313292, Gary.Xiao@rablighting.com

Prepared By

Deliver Co., Ltd.

Block 11, 78 Keling Road, SSTP, Suzhou, China

0512-66801950, kevin.jia@szdeliver.com

Project Number

DLF2509110

Report Number

DLF2509110-47a

Test Date

2025/9/24

Issue Date

2025/9/26

Test By

Hengshan Li

Hengshan Li

Prepared By

Wangzun Zhu

Wangzun Zhu

Approved By

Kevin Jia

Kevin Jia

The results contained in this report pertain only to the tested sample.

This report shall not be reproduced, except in full, without written approval of Deliver Co., Ltd.

This report must not be used by the client to claim product certification, approval, or endorsement by NVLAP.

1.0 Test Summary

DLC Technical Requirements v5.1

| Indoor - Linear Ambient - Linear Ambient Luminaires (Indirect Component) | | | | |
|---|---------------------------------|----------------------|----------------|------------|
| Requirement Category | Test Method | Requirements | | Test value |
| Luminaire Output (lm) (Goniophotometer - Section 4.2) | IES LM-79-2019 | 2000 | | 5351 |
| Lumen/ft (Goniophotometer - Section 4.2) | IES LM-79-2019 | ≥500 | | 1338 |
| Minimum Luminaire Efficacy (lm/W) (Goniophotometer - Section 4.2) | IES LM-79-2019 | Standard 115 | Premium 130 | 131.5 |
| Power (Input Wattage) (W) (Goniophotometer - Section 4.2) | IES LM-79-2019 | Worst Case | | 40.7 |
| Total Harmonic Distortion (A%) (THD & PF - section 4.3) | ANSI C82.77-10: 2014 | 20.00% | 120V | 4.27% |
| | | 20.00% | 277V | 7.46% |
| Power Factor (THD & PF - section 4.3) | ANSI C82.77-10: 2014 | 0.9 | 120V | 0.996 |
| | | 0.9 | 277V | 0.941 |
| Allowable CCTs* (K) (Integrating Sphere - Section 4.1) | IES LM-79-2019 | 7 step | 3045±175 | 2988 |
| | | 4 step | 3045±100 | |
| Minimum CRI (Integrating Sphere - Section 4.1) | IES LM-79-2019 CIE 13.3-1995 | ≥80 | | 94 |
| Minimum R9 (Integrating Sphere - Section 4.1) | IES LM-79-2019 CIE 13.3-1995 | ≥0 | | 62 |
| Minimum Rf (Integrating Sphere - Section 4.1) | ANSI/IES TM-30-18 | ≥70 | | 91 |
| Minimum Rg (Integrating Sphere - Section 4.1) | ANSI/IES TM-30-18 | ≥89 | | 101 |
| Minimum IES Rcs,h1 (Integrating Sphere - Section 4.1) | ANSI/IES TM-30-18 | -12%≤IES Rcs,h1≤+23% | | -5% |
| Zonal Lumen Requirement (90°-150°) (Goniophotometer - Section 4.2) | IES LM-79-2019 | ≥35% | | 27.83% |
| Corrected UGR (X=4H, Y=8H, 70/50/20%) (Goniophotometer - Section 4.2) | CIE 190-2010 | <22 | | 26.0 |
| Input Voltage (V) | | | | |
| (Goniophotometer - Section 4.2) | IES LM-79-2019 | Worst Case | | 120 |
| (Goniophotometer - Section 4.2) | | Non-Worst Case | | 277 |
| Input Current (A) | | | | |
| (Goniophotometer - Section 4.2) | IES LM-79-2019 | Worst Case | | 0.341 |
| (Goniophotometer - Section 4.2) | | Non-Worst Case | | 0.154 |
| Power (Input Wattage - W) | | | | |
| (Goniophotometer - Section 4.2) | IES LM-79-2019 | Worst Case | | 40.7 |
| (Goniophotometer - Section 4.2) | | Non-Worst Case | | 40.2 |

2.0 Test List

| Test Item | Test | Test Date | Model Number | Build Level | Sample No. |
|-----------|-------------------------|-----------|-----------------------------|-------------|----------------|
| 1 | Integrating Sphere Test | 2025/9/24 | BOAE4PU @ 40W/3000K/60%/40% | N/A | DLF2509110-AU1 |
| 2 | Goniophotometer Test | 2025/9/24 | BOAE4PU @ 40W/3000K/60%/40% | N/A | DLF2509110-AU1 |
| 3 | THD and PF Test | 2025/9/24 | BOAE4PU @ 40W/3000K/60%/40% | N/A | DLF2509110-AU1 |

Remark(If any)

1. This report shall not be used by the client to claim product endorsement by NVLAP, NIST or any agency of the US government.

2. The results reported herein have been performed in accordance with the laboratory's terms of accreditation. This report shall not be reproduced except in full without the written approval of the Laboratory. The results in this report apply to the test sample(s) mentioned above at the time of the testing period only and are not to be used to indicate applicability to other similar products. This report does not imply that the product(s) has met the criteria for certification.


3.0 DUT Description

Model Number: BOAE4PU @ 40W/3000K/60%/40%

Electrical Rating: 120V-277V,50/60HZ

Received Date: 2025/9/22

Photos of Luminaire Characteristics



4.0 LM-79 Measurement and Test Results

4.1 Integrating Sphere Test

| | | | |
|------------------------|--------------------------------|------------------------------|----------------|
| Model No. | BOAE4PU @ 40W/3000K/60%/40% | Sample ID. | DLF2509110-AU1 |
| Operate time (Min.) | 90 | Stabilization time (Min.) | 45 |
| Temperature (°C) | 25.2 | Humidity (%RH) | 55.2 |

Test Method

The samples were tested according to the IES LM-79-2019.

Photometric parameters were measured using an integrating sphere, a spectroradiometer and software. The ambient temperature and relative humidity condition inside the sphere was maintained at 25° C ± 1.2° C and 10% - 65% RH.

The sample measurements were made using a spectroradiometer connected by a fiber optic cable and detector through the detector port of the integrating sphere.

The voltage of an AC power supply (RMS voltage) or DC power supply (instantaneous voltage) applied to the device under test shall be regulated to within ±0.2 percent under load.

The sample was measured using 4π geometry and operated at rated voltage and was stabilized before measurement. Chromaticity coordinates, correlated color temperature and color rendering index were calculated from the spectral radiant flux measurements taken at 1 nm intervals over the range of 380 to 780 nm.

Test Result

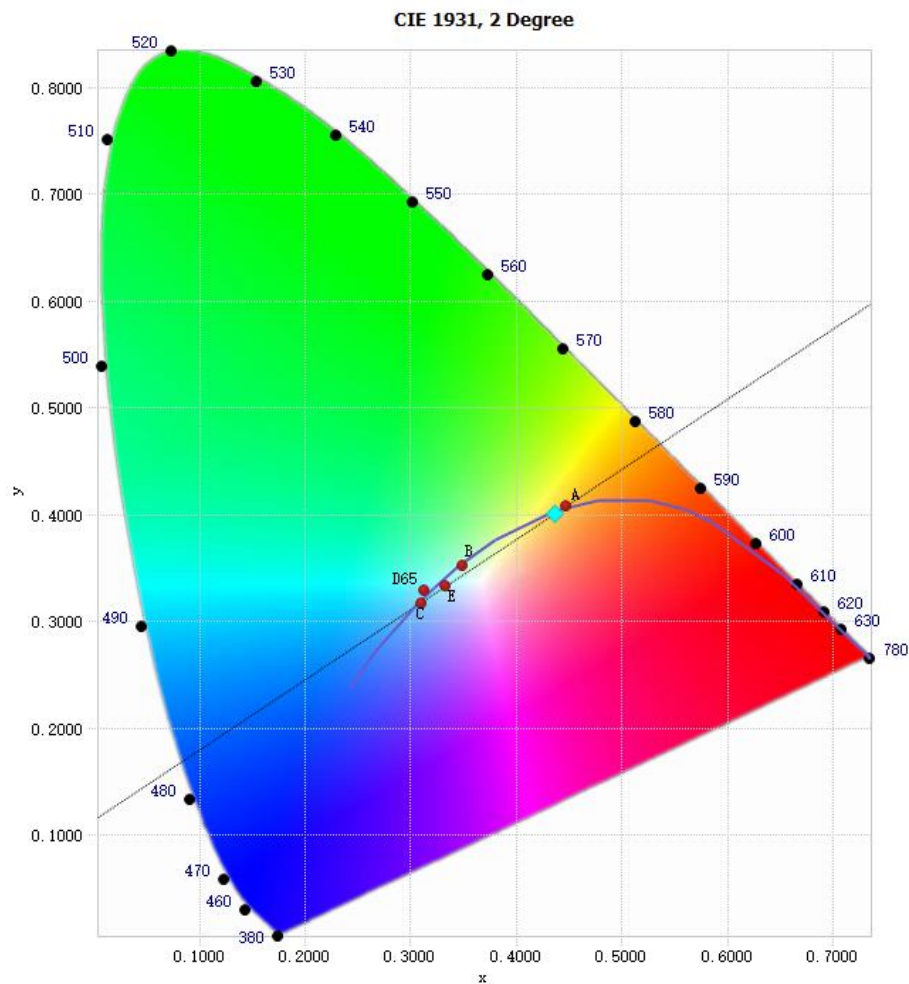
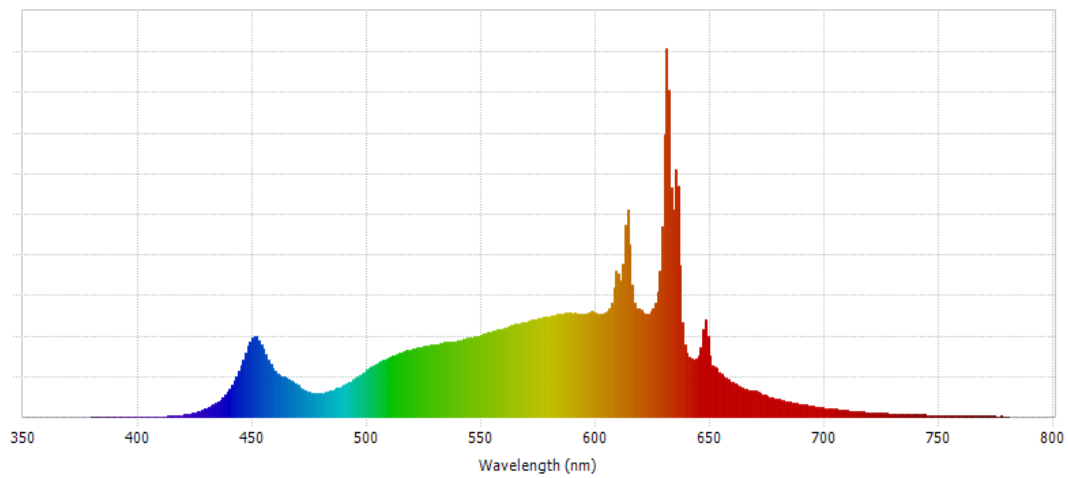
| Voltage (Vac) | Frequency (Hz) | Current (A) | Power (W) | Power Factor |
|---------------|----------------|-------------|-----------|--------------|
| 120.00 | 60 | 0.339 | 40.5 | 0.996 |
| 277.01 | 60 | 0.153 | 40.0 | 0.941 |

Test Result

| CCT (K) | CRI | R9 | Duv |
|---------|-----|----|---------|
| 2988 | 94 | 62 | -0.0013 |

| Rf | Rg | IES Rcs,h1 |
|----|-----|------------|
| 91 | 101 | -5% |

4.1 Integrating Sphere Test



4.1 Integrating Sphere Test

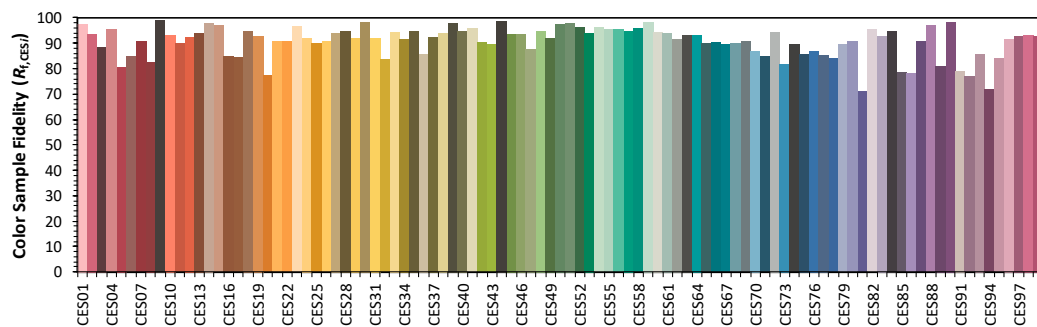
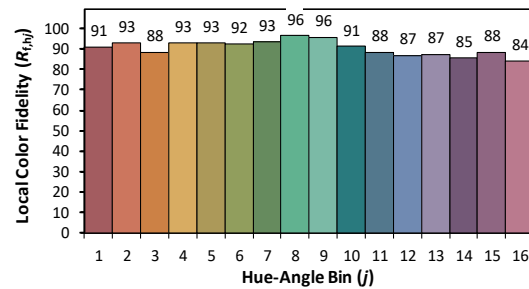
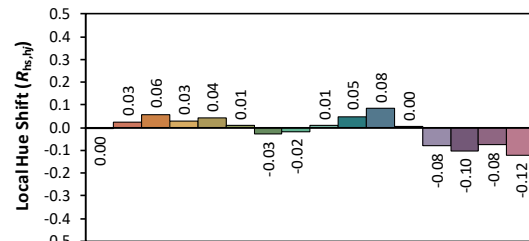
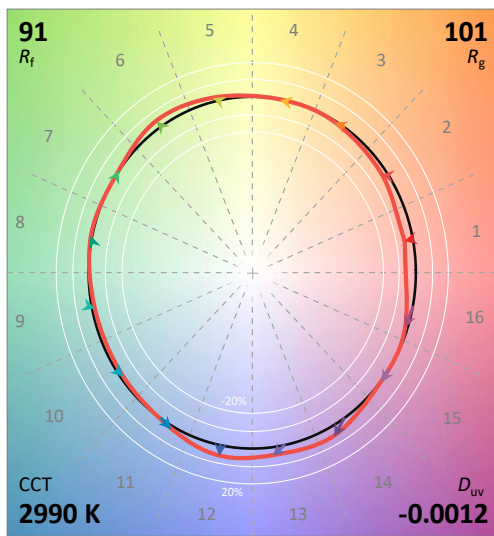
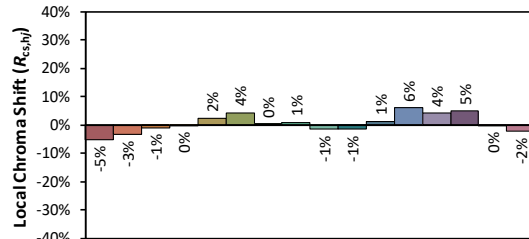
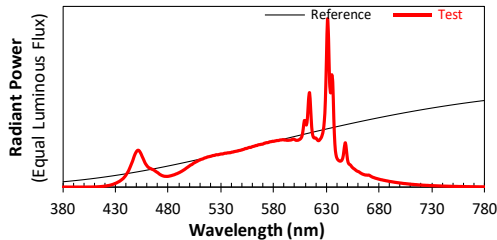
IES TM-30-18 Color Rendition Report

Source: DLF2509110-47a

Manufacturer: RAB Lighting Inc.

Date: 2025/9/24

Model: BOAE4PU @ 40W/3000K/60%/40%



Notes: This is a recommended method for displaying IES TM-30-18 information.

x 0.4359

y 0.4006

u' 0.2514

v' 0.5198

CIE 13.3-1995
(CRI)

R_a 94

R_g 63

4.1 Integrating Sphere Test

| Spectral Distribution over Visible Wavelength | | | | | | | |
|---|--------------------|---------|--------------------|---------|--------------------|---------|--------------------|
| WL (nm) | Radiant (Watts/nm) | WL (nm) | Radiant (Watts/nm) | WL (nm) | Radiant (Watts/nm) | WL (nm) | Radiant (Watts/nm) |
| 380 | 1.84E-04 | 485 | 2.28E-02 | 590 | 8.79E-02 | 695 | 9.00E-03 |
| 385 | 1.11E-04 | 490 | 2.69E-02 | 595 | 8.77E-02 | 700 | 7.66E-03 |
| 390 | 1.62E-04 | 495 | 3.26E-02 | 600 | 8.86E-02 | 705 | 6.55E-03 |
| 395 | 1.12E-04 | 500 | 3.97E-02 | 605 | 8.97E-02 | 710 | 5.42E-03 |
| 400 | 9.73E-05 | 505 | 4.59E-02 | 610 | 1.22E-01 | 715 | 4.67E-03 |
| 405 | 2.21E-04 | 510 | 5.08E-02 | 615 | 1.47E-01 | 720 | 3.94E-03 |
| 410 | 3.68E-04 | 515 | 5.47E-02 | 620 | 9.15E-02 | 725 | 3.27E-03 |
| 415 | 9.29E-04 | 520 | 5.75E-02 | 625 | 9.21E-02 | 730 | 2.81E-03 |
| 420 | 1.93E-03 | 525 | 6.03E-02 | 630 | 2.40E-01 | 735 | 2.38E-03 |
| 425 | 3.85E-03 | 530 | 6.19E-02 | 635 | 2.10E-01 | 740 | 2.00E-03 |
| 430 | 7.31E-03 | 535 | 6.33E-02 | 640 | 5.40E-02 | 745 | 1.72E-03 |
| 435 | 1.30E-02 | 540 | 6.52E-02 | 645 | 5.17E-02 | 750 | 1.43E-03 |
| 440 | 2.37E-02 | 545 | 6.72E-02 | 650 | 5.14E-02 | 755 | 1.21E-03 |
| 445 | 4.41E-02 | 550 | 6.96E-02 | 655 | 3.60E-02 | 760 | 1.03E-03 |
| 450 | 6.73E-02 | 555 | 7.28E-02 | 660 | 2.92E-02 | 765 | 9.21E-04 |
| 455 | 5.73E-02 | 560 | 7.58E-02 | 665 | 2.38E-02 | 770 | 7.31E-04 |
| 460 | 3.87E-02 | 565 | 7.87E-02 | 670 | 2.25E-02 | 775 | 5.83E-04 |
| 465 | 3.29E-02 | 570 | 8.07E-02 | 675 | 1.78E-02 | 780 | 5.62E-04 |
| 470 | 2.68E-02 | 575 | 8.35E-02 | 680 | 1.48E-02 | | |
| 475 | 2.09E-02 | 580 | 8.55E-02 | 685 | 1.26E-02 | | |
| 480 | 2.03E-02 | 585 | 8.73E-02 | 690 | 1.06E-02 | | |

4.0 LM-79 Measurement and Test Results

4.2 Goniophotometer Test

| | | | |
|------------------------|--------------------------------|------------------------------|----------------|
| Model No. | BOAE4PU @ 40W/3000K/60%/40% | Sample ID. | DLF2509110-AU1 |
| Opreate time (Min.) | 90 | Stabilization time (Min.) | 45 |
| Temperature (°C) | 25.1 | Humidity (%RH) | 55.0 |

Test Method

The samples were tested according to the IES LM-79-2019.

Photometric paramters were measured using a type C goniophotometer and software.

The ambient temperature shall be maintained at 25° C ± 1.2° C and 10% - 65% RH, measured at a point not more than 1 m from the sample and at the same height as the sample.

The voltage of an AC power supply (RMS voltage) or DC power supply (instantaneous voltage) applied to the device under test shall be regulated to within ±0.2 percent under load.

Airflow for the instantaneous tangential velocity of any point on the DUT shall be less than an upper tolerance limit of 0.20 m/s.

The samples were operated at rated voltage and was stabilized before measurement. Luminous flux, luminaire efficacy, zonal lumen were calculated from the software taken at 0.5° vertical intervals and 10° horizontal intervals.

Test Conditions

| Condition | Voltage (Vac) | Frequency (Hz) | Current (A) | Power (W) | Power Factor |
|-------------------|------------------|-------------------|-------------|-----------|-----------------|
| WORST CASE | 120.00 | 60 | 0.341 | 40.7 | 0.996 |
| NON-WORST CASE | 277.01 | 60 | 0.154 | 40.2 | 0.941 |

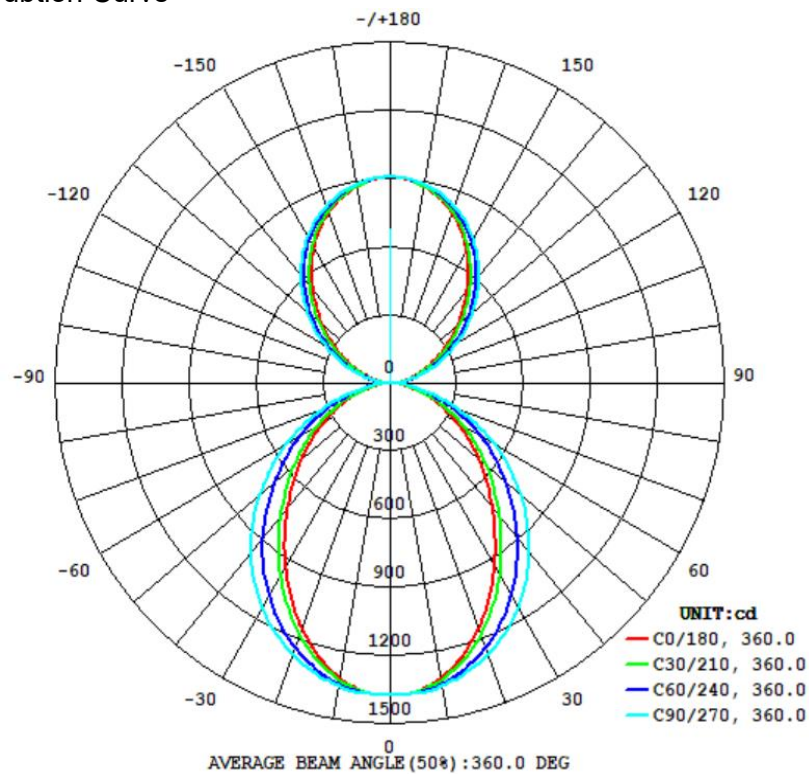
Test Result

| Flux (lm) | Field Angle(10%) | | Beam Angle(50%) | | Luminous Efficacy (lm/W) |
|--------------|------------------|---------|-----------------|---------|--------------------------------|
| | C0-180 | C90-270 | C0-180 | C90-270 | |
| 5351 | 360.0 | 360.0 | 360.0 | 360.0 | 131.5 |

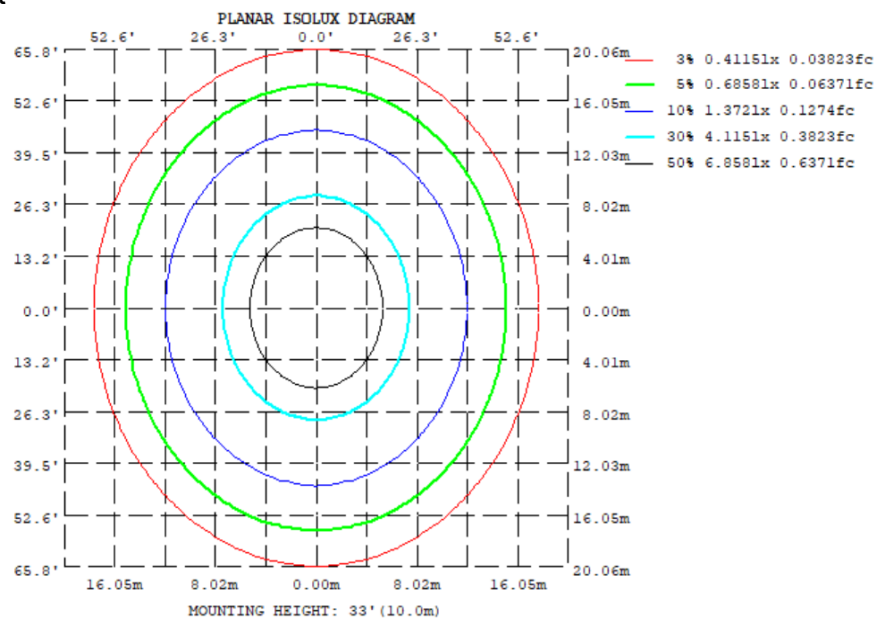
| Zonal Lumen Requirement (90°-150°) | UGR (X=4H, Y=8H, 70/50/20%) | Length(ft) | Lumen/ft |
|--|-----------------------------------|------------|----------|
| 27.83% | 26.0 | 4 | 1338 |

4.2 Goniophotometer Test

Light Distrubtion Curve



Isolux Plot



4.2 Goniophotometer Test

Zonal Lumen Summary

| γ | C0 | C45 | C90 | C135 | C180 | C225 | C270 | C315 |
|----------|-----------------------|-------|-------|-------|-------|-------|-------|-------|
| 10 | 1318 | 1335 | 1352 | 1335 | 1318 | 1335 | 1352 | 1335 |
| 20 | 1157 | 1213 | 1275 | 1213 | 1157 | 1213 | 1275 | 1213 |
| 30 | 939.5 | 1033 | 1147 | 1033 | 939.5 | 1033 | 1147 | 1033 |
| 40 | 718.6 | 822.3 | 973.2 | 822.3 | 718.6 | 822.3 | 973.2 | 822.3 |
| 50 | 522.4 | 616.4 | 765.2 | 616.4 | 522.4 | 616.4 | 765.2 | 616.4 |
| 60 | 350.9 | 420.9 | 541.0 | 420.9 | 350.9 | 420.9 | 541.0 | 420.9 |
| 70 | 198.4 | 240.4 | 312.4 | 240.4 | 198.4 | 240.4 | 312.4 | 240.4 |
| 80 | 69.73 | 83.00 | 102.2 | 83.00 | 69.73 | 83.00 | 102.2 | 83.00 |
| 90 | 0 | 0 | 0 | 0 | 0 | 0 | 0 | 0 |
| 100 | 44.88 | 54.10 | 62.61 | 54.10 | 44.88 | 54.10 | 62.61 | 54.10 |
| 110 | 138.0 | 162.6 | 193.0 | 162.6 | 138.0 | 162.6 | 193.0 | 162.6 |
| 120 | 256.7 | 293.4 | 337.6 | 293.4 | 256.7 | 293.4 | 337.6 | 293.4 |
| 130 | 393.2 | 436.4 | 484.6 | 436.4 | 393.2 | 436.4 | 484.6 | 436.4 |
| 140 | 542.6 | 582.2 | 624.2 | 582.2 | 542.6 | 582.2 | 624.2 | 582.2 |
| 150 | 687.1 | 715.3 | 744.2 | 715.3 | 687.1 | 715.3 | 744.2 | 715.3 |
| 160 | 806.4 | 820.5 | 835.0 | 820.5 | 806.4 | 820.5 | 835.0 | 820.5 |
| 170 | 883.3 | 887.2 | 890.8 | 887.2 | 883.3 | 887.2 | 890.8 | 887.2 |
| 180 | 909.5 | 909.5 | 909.5 | 909.5 | 909.5 | 909.5 | 909.5 | 909.5 |
| DEG | LUMINOUS INTENSITY:cd | | | | | | | |

UGR Table - Corrected

| UGR Table - Corrected | | | | | | | | | | |
|-----------------------|----------------------|------|------|------|------|--------------------|------|------|------|------|
| Reflectances | | | | | | | | | | |
| Ceiling Cavity | 70 | 70 | 50 | 50 | 30 | 70 | 70 | 50 | 50 | 30 |
| Walls | 50 | 30 | 50 | 30 | 30 | 50 | 30 | 50 | 30 | 30 |
| Floor Cavity | 20 | 20 | 20 | 20 | 20 | 20 | 20 | 20 | 20 | 20 |
| Room Size | | | | | | | | | | |
| X=2H Y=2H | UGR Viewed Crosswise | | | | | UGR Viewed Endwise | | | | |
| | 22.7 | 23.7 | 23.6 | 24.6 | 25.7 | 20.4 | 21.4 | 21.3 | 22.3 | 23.4 |
| 3H | 24.4 | 25.2 | 25.3 | 26.1 | 27.3 | 21.9 | 22.7 | 22.8 | 23.6 | 24.8 |
| 4H | 24.9 | 25.7 | 25.8 | 26.6 | 27.8 | 22.3 | 23.1 | 23.3 | 24.0 | 25.2 |
| 6H | 25.2 | 25.9 | 26.1 | 26.9 | 28.0 | 22.6 | 23.4 | 23.6 | 24.3 | 25.5 |
| 8H | 25.3 | 25.9 | 26.2 | 26.9 | 28.1 | 22.7 | 23.4 | 23.6 | 24.3 | 25.5 |
| 12H | 25.3 | 25.9 | 26.2 | 26.8 | 28.0 | 22.7 | 23.4 | 23.6 | 24.3 | 25.5 |
| 4H 2H | 23.0 | 23.8 | 23.9 | 24.7 | 25.9 | 21.2 | 21.9 | 22.1 | 22.8 | 24.0 |
| 4H 3H | 24.8 | 25.5 | 25.8 | 26.4 | 27.6 | 22.8 | 23.4 | 23.7 | 24.4 | 25.5 |
| 4H 4H | 25.5 | 26.1 | 26.4 | 27.0 | 28.3 | 23.3 | 23.9 | 24.3 | 24.9 | 26.1 |
| 4H 6H | 25.9 | 26.4 | 26.9 | 27.4 | 28.6 | 23.7 | 24.2 | 24.6 | 25.2 | 26.4 |
| 4H 8H | 26.0 | 26.5 | 27.0 | 27.5 | 28.7 | 23.8 | 24.2 | 24.7 | 25.2 | 26.4 |
| 4H 12H | 26.0 | 26.5 | 27.0 | 27.4 | 28.7 | 23.8 | 24.2 | 24.8 | 25.2 | 26.4 |
| 8H 4H | 25.6 | 26.1 | 26.6 | 27.0 | 28.3 | 23.6 | 24.1 | 24.6 | 25.1 | 26.3 |
| 8H 6H | 26.1 | 26.5 | 27.1 | 27.5 | 28.7 | 24.1 | 24.5 | 25.0 | 25.5 | 26.7 |
| 8H 8H | 26.2 | 26.6 | 27.2 | 27.6 | 28.8 | 24.2 | 24.6 | 25.2 | 25.5 | 26.8 |
| 8H 12H | 26.3 | 26.6 | 27.3 | 27.6 | 28.9 | 24.3 | 24.6 | 25.3 | 25.6 | 26.9 |
| 12H 4H | 25.6 | 26.0 | 26.5 | 27.0 | 28.2 | 23.6 | 24.1 | 24.6 | 25.0 | 26.3 |
| 12H 6H | 26.1 | 26.4 | 27.1 | 27.4 | 28.7 | 24.1 | 24.5 | 25.1 | 25.4 | 26.7 |
| 12H 8H | 26.2 | 26.6 | 27.2 | 27.5 | 28.8 | 24.3 | 24.6 | 25.3 | 25.6 | 26.8 |
| Maximum UGR = 28.9 | | | | | | | | | | |

4.2 Goniophotometer Test

ZONAL LUMEN SUMMARY

| | Zonal (lm) | | Total (lm) | Percent |
|---------|------------|---------|------------|---------|
| 0-10 | 129.37 | 0 - 10 | 129.37 | 2.42% |
| 10-20 | 361.09 | 0 - 20 | 490.46 | 9.17% |
| 20-30 | 520.28 | 0 - 30 | 1010.74 | 18.89% |
| 30-40 | 586.01 | 0 - 40 | 1596.75 | 29.84% |
| 40-50 | 564.17 | 0 - 50 | 2160.92 | 40.38% |
| 50-60 | 474.08 | 0 - 60 | 2635.00 | 49.24% |
| 60-70 | 335.64 | 0 - 70 | 2970.64 | 55.51% |
| 70-80 | 172.85 | 0 - 80 | 3143.49 | 58.74% |
| 80-90 | 35.61 | 0 - 90 | 3179.10 | 59.41% |
| 90-100 | 23.57 | 0 - 100 | 3202.67 | 59.85% |
| 100-110 | 112.02 | 0 - 110 | 3314.69 | 61.94% |
| 110-120 | 225.82 | 0 - 120 | 3540.51 | 66.16% |
| 120-130 | 326.83 | 0 - 130 | 3867.34 | 72.27% |
| 130-140 | 393.81 | 0 - 140 | 4261.15 | 79.63% |
| 140-150 | 407.17 | 0 - 150 | 4668.32 | 87.24% |
| 150-160 | 355.30 | 0 - 160 | 5023.62 | 93.88% |
| 160-170 | 241.99 | 0 - 170 | 5265.61 | 98.40% |
| 170-180 | 85.75 | 0 - 180 | 5351.36 | 100.00% |

4.2 Goniophotometer Test

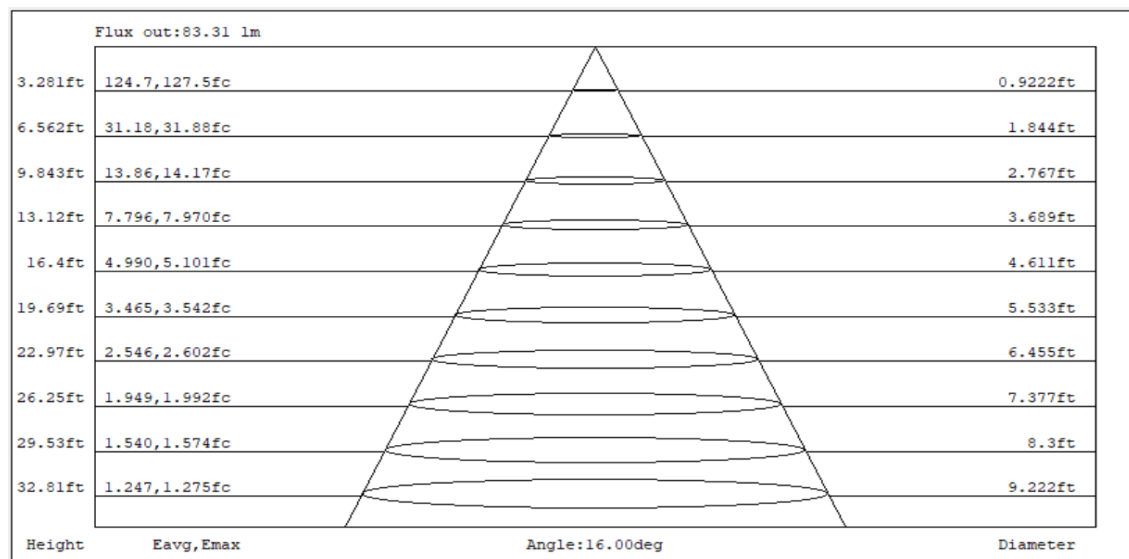
COEFFICIENTS OF UTILIZATION - ZONAL CAVITY METHOD

Coefficients Of Utilization - Zonal Cavity Method

Effective Floor Cavity Reflectance 0.20

| RC | 80 | | | | 70 | | | | 50 | | | 30 | | | 10 | | | 0 |
|-----|-----|-----|-----|-----|-----|-----|-----|-----|----|----|----|----|----|----|----|----|----|----|
| R/W | 70 | 50 | 30 | 10 | 70 | 50 | 30 | 10 | 50 | 30 | 10 | 50 | 30 | 10 | 50 | 30 | 10 | 0 |
| 0 | 109 | 109 | 109 | 109 | 102 | 102 | 102 | 102 | 89 | 89 | 89 | 76 | 76 | 76 | 65 | 65 | 65 | 59 |
| 1 | 100 | 96 | 92 | 89 | 93 | 90 | 87 | 84 | 78 | 76 | 74 | 68 | 66 | 64 | 58 | 57 | 55 | 51 |
| 2 | 92 | 84 | 78 | 73 | 85 | 79 | 74 | 69 | 69 | 65 | 61 | 60 | 57 | 54 | 51 | 49 | 47 | 43 |
| 3 | 84 | 74 | 67 | 61 | 78 | 70 | 63 | 58 | 61 | 56 | 52 | 53 | 49 | 46 | 46 | 43 | 40 | 37 |
| 4 | 77 | 66 | 58 | 52 | 71 | 62 | 55 | 49 | 54 | 49 | 45 | 47 | 43 | 40 | 41 | 38 | 35 | 32 |
| 5 | 71 | 59 | 51 | 45 | 66 | 55 | 48 | 43 | 49 | 43 | 39 | 43 | 38 | 35 | 37 | 34 | 31 | 28 |
| 6 | 65 | 53 | 45 | 39 | 61 | 50 | 43 | 37 | 44 | 38 | 34 | 39 | 34 | 31 | 34 | 30 | 27 | 24 |
| 7 | 60 | 48 | 40 | 34 | 56 | 45 | 38 | 33 | 40 | 34 | 30 | 35 | 31 | 27 | 31 | 27 | 24 | 22 |
| 8 | 56 | 44 | 36 | 31 | 52 | 41 | 34 | 29 | 37 | 31 | 27 | 32 | 28 | 24 | 28 | 25 | 22 | 20 |
| 9 | 52 | 40 | 32 | 27 | 49 | 38 | 31 | 26 | 34 | 28 | 24 | 30 | 25 | 22 | 26 | 23 | 20 | 18 |
| 10 | 49 | 37 | 30 | 25 | 46 | 35 | 28 | 24 | 31 | 26 | 22 | 28 | 23 | 20 | 24 | 21 | 18 | 16 |

CONE OF LIGHT DIAGRAM



4.0 LM-79 Measurement and Test Results

4.3 THD and PF Test

| | | | |
|---------------------|--------------------------------|-------------------|----------------|
| Model No. | BOAE4PU @ 40W/3000K/60%/40% | Sample ID. | DLF2509110-AU1 |
| Temperature (°C) | 25.2 | Humidity (%RH) | 55.2 |

Test Method

The samples were tested according to the ANSI C82.77-10:2014.

The ambient temperature shall be maintained at $25^{\circ}\text{C} \pm 1.0^{\circ}\text{C}$ and 10% - 65% RH. The sample measurements were made using a digital power meter and power supply. The sample was operated at rated voltage and was stabilized before measurement. The total harmonic distortion were calculated.

Test Results

| Voltage (Vac) | Frequency (Hz) | Current (A) | Power (W) | Power Factor | THD |
|------------------|-------------------|-------------|-----------|--------------|-------|
| 120.00 | 60 | 0.339 | 40.5 | 0.996 | 4.27% |
| 277.01 | 60 | 0.153 | 40.0 | 0.941 | 7.46% |

5.0 Equipment Information

| Test Equipment | | | |
|----------------|---|-----------------------|----------------------|
| Equipment ID | Equipment Name | Last Calibration Date | Calibration Due Date |
| DLF107 | Integrating Sphere System | 2024/12/23 | 2025/12/22 |
| DLF108 | Auxiliary Lamp | 2024/12/23 | 2025/12/22 |
| DLF122 | Measurement Standard Lamp Standard Lamp Type: Tungsten, Omni-directional | 2024/12/23 | 2025/12/22 |
| DLF116 | AC Power Source | 2024/12/13 | 2025/12/12 |
| DLF516 | Power Meter | 2024/12/13 | 2025/12/12 |
| DLF112 | Temperature Recorder | 2024/12/19 | 2025/12/18 |
| DLF114 | Temperature & Humidity Datalogger | 2024/12/19 | 2025/12/18 |
| DLF521 | Measurement Standard Lamp Standard Lamp Type: Tungsten, Omni-directional | 2024/12/23 | 2025/12/22 |
| DLF101 | Goniophotometer | 2024/12/23 | 2025/12/22 |
| DLF511 | AC Power Source | 2024/12/13 | 2025/12/12 |
| DLF512 | AC Power Source | 2024/12/13 | 2025/12/12 |
| DLF513 | AC Power Source | 2024/12/13 | 2025/12/12 |
| DLF507 | DC Power Source | 2024/12/13 | 2025/12/12 |
| DLF111 | Temperature & Humidity Datalogger | 2024/12/19 | 2025/12/18 |
| DLF119 | Power Meter | 2024/12/13 | 2025/12/12 |
| DLF530 | Hot-wire anemometer | 2025/1/23 | 2026/1/22 |
| DLF129 | Clock | 2025/9/4 | 2026/9/3 |

***** End of Test Report*****