

Photometric Test Report

Relevant Standards

- ☒ IES LM-79-2008
- ☒ ANSI C82.77:2017

Prepared For

RAB Lighting Inc.

Room 6A33, No.1388, Wuzhong road, Shanghai, China

Xiao Xiang, 15921313292, Gary.Xiao@rabweb.com

Prepared By

Deliver Co., Ltd.

Block 11, 78 Keling Road, SSTP, Suzhou, China

0512-66801950, kevin.jia@szdeliver.com

Project Number

DLF2208102

Report Number

DLF2208102-7a

Test Date

2022/8/2

Issue Date

2022/8/3

Prepared By



Wangzun Zhu

Approved By



Kevin Jia

The results contained in this report pertain only to the tested sample.

This report shall not be reproduced, except in full, without written approval of Deliver Co., Ltd.

This report must not be used by the client to claim product certification, approval, or endorsement by NVLAP.

1.0 Test Summary

DLC Technical Requirements v5.1

Outdoor - Architectural Flood and Spot Luminaires				
Requirement Category	Test Method	Requirements		Test value
Luminaire Output (lm) (Goniophotometer - Section 4.2)	IES LM-79-2008	1000		2495
Minimum Luminaire Efficacy (lm/W) (Goniophotometer - Section 4.2)	IES LM-79-2008	Standard 105	Premium 120	142.6
Power (Input Wattage) (W) (Goniophotometer - Section 4.2)	IES LM-79-2008	Worst Case		17.5
Total Harmonic Distortion (A%) (THD & PF - section 4.3)	ANSI C82.77:2014	20.00%	120V	4.91%
		20.00%	277V	6.82%
Power Factor (THD & PF - section 4.3)	ANSI C82.77:2014	0.9	120V	0.994
		0.9	277V	0.948
Allowable CCTs* (K) (Integrating Sphere - Section 4.1)	IES LM-79-2008	7 step	3045±175	3069
		4 step	3045±100	
Minimum CRI (Integrating Sphere - Section 4.1)	IES LM-79-2008 CIE 13.3-1995	≥70		82
Minimum R9 (Integrating Sphere - Section 4.1)	IES LM-79-2008 CIE 13.3-1995	-		4
Minimum Rf (Integrating Sphere - Section 4.1)	ANSI/IES TM-30-18	≥70		84
Minimum Rg (Integrating Sphere - Section 4.1)	ANSI/IES TM-30-18	≥89		98
Minimum IES Rcs,h1 (Integrating Sphere - Section 4.1)	ANSI/IES TM-30-18	-18%≤IES Rcs,h1≤+23%		-11%
Zonal Lumen Requirement (0°-90°) (Goniophotometer - Section 4.2)	IES LM-79-2008	85%		100.00%
Input Voltage (V)				
(Goniophotometer - Section 4.2)	IES LM-79-2008	Worst Case		277
(Goniophotometer - Section 4.2)		Non-Worst Case		120
Input Current (A)				
(Goniophotometer - Section 4.2)	IES LM-79-2008	Worst Case		0.067
(Goniophotometer - Section 4.2)		Non-Worst Case		0.144
Power (Input Wattage - W)				
(Goniophotometer - Section 4.2)	IES LM-79-2008	Worst Case		17.5
(Goniophotometer - Section 4.2)		Non-Worst Case		17.1

2.0 Test List

Test Item	Test	Test Date	Model Number	Sample No.
1	Integrating Sphere Test	2022/8/2	FFLEDXS @ 18W / 3000K	G1
2	Goniophotometer Test	2022/8/2	FFLEDXS @ 18W / 3000K	G1
3	THD and PF Test	2022/8/2	FFLEDXS @ 18W / 3000K	G1

Remark(If any)


- 1、 This report shall not be used by the client to claim product endorsement by NVLAP, NIST or any agency of the US government.
- 2、 The results reported herein have been performed in accordance with the laboratory's terms of accreditation. This report shall not be reproduced except in full without the written approval of the Laboratory. The results in this report apply to the test sample(s) mentioned above at the time of the testing period only and are not to be used to indicate applicability to other similar products. This report does not imply that the product(s) has met the criteria for certification.

3.0 Production Description

Luminaire Description: FFLEDXS @ 18W / 3000K

Electrical Specification: 120V-277V,50/60HZ

Photos of Luminaire Characteristics



4.0 LM-79 Measurement and Test Results

4.1 Integrating Sphere Test

Model No.	FFLEDXS @ 18W / 3000K	Sample ID.	G1
Operate time (Min.)	90	Stabilization time (Min.)	45
Temperature (°C)	25.4	Humidity (%RH)	54.0

Test Method

The samples were tested according to the IES LM-79-2008.

Photometric parameters were measured using an integrating sphere, a spectroradiometer and software. The ambient temperature condition inside the sphere was maintained at $25^{\circ}\text{C} \pm 1^{\circ}\text{C}$.

The sample measurements were made using a spectroradiometer connected by a fiber optic cable and detector through the detector port of the integrating sphere.

The voltage of an AC power supply (RMS voltage) or DC power supply (instantaneous voltage) applied to the device under test shall be regulated to within ± 0.2 percent under load.

The sample was measured using 4π geometry and operated at rated voltage and was stabilized before measurement. Chromaticity coordinates, correlated color temperature and color rendering index were calculated from the spectral radiant flux measurements taken at 1 nm intervals over the range of 380 to 780 nm.

Test Result

Voltage (Vac)	Frequency (Hz)	Current (A)	Power (W)	Power Factor
119.99	60	0.143	17.0	0.994
277.07	60	0.066	17.4	0.948

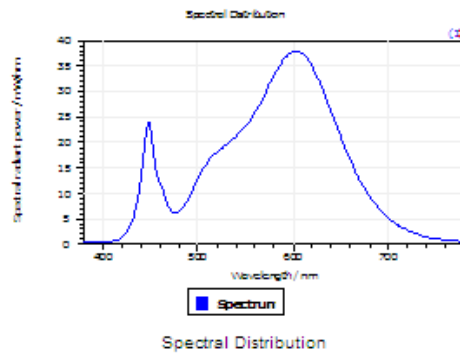
Test Result

CCT (K)	CRI	R9	Duv
3069	82	4	0.0014

Rf	Rg	IES Rcs,h1
84	98	-11%

4.1 Integrating Sphere Test

Results

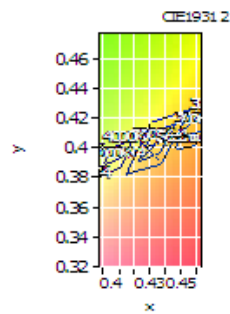


Spectral values

DominantWavelength 583.04 nm
Purity 0.487
PeakWavelength 602.59 nm
Radiant Power 5.64 W
Width50%:

Color Coordinates

Correlated Color Temperat 3069 K
x: 0.4302 u: 0.2487 u': 0.2487
y: 0.3983 v: 0.3454 v': 0.5181
CRI01 80.7 CRI09 3.5
CRI02 90.6 CRI10 78.9
CRI03 95.9 CRI11 80.9
CRI04 80.7 CRI12 73.6
CRI05 81.1 CRI13 83.1
CRI06 88.8 CRI14 98.3
CRI07 82.0 CRI15 72.7
CRI08 57.7 CRI16 70.5
ResultsCRI 82.2



PlanckDistance 1.4E-003

4.1 Integrating Sphere Test

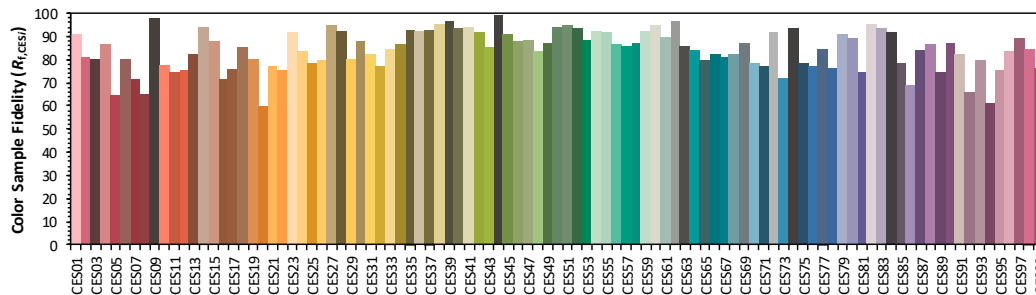
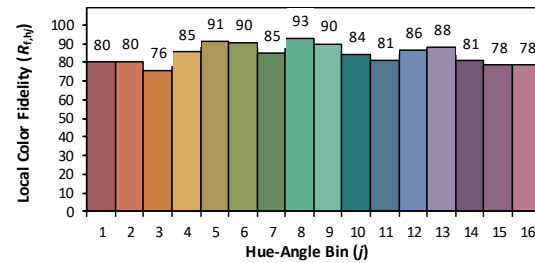
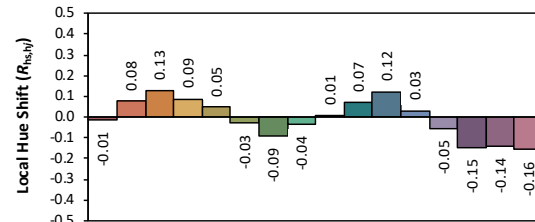
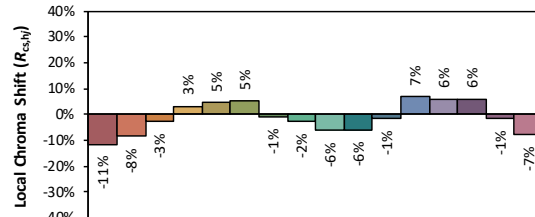
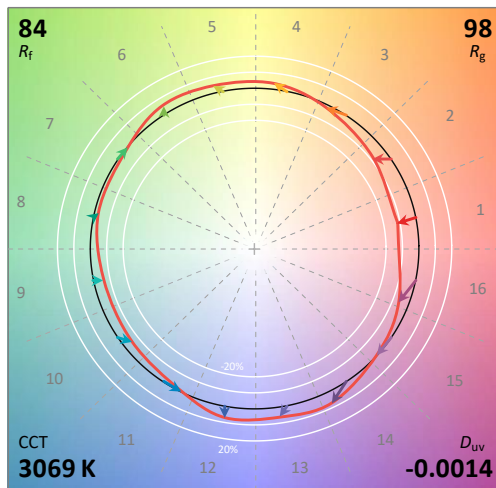
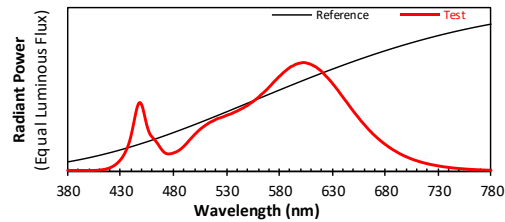
IES TM-30-18 Color Rendition Report

Source: DLF2208102-7a

Manufacturer: RAB Lighting Inc.

Date: 2022/8/2

Model: FFLEDXS @ 18W / 3000K



Notes: This is a recommended method for displaying IES TM-30-18 information.

x 0.4302
 y 0.3983
 u' 0.2487
 v' 0.5181

CIE 13.3-1995
(CRI)

R_a 83
 R_g 8

4.0 LM-79 Measurement and Test Results

4.2 Goniophotometer Test

Model No.	FFLEDXS @ 18W / 3000K	Sample ID.	G1
Operate time (Min.)	90	Stabilization time (Min.)	45
Temperature (°C)	25.3	Humidity (%RH)	54.0

Test Method

The samples were tested according to the IES LM-79-2008.

Photometric parameters were measured using a type C goniophotometer and software.

The ambient temperature shall be maintained at $25^{\circ}\text{C} \pm 1^{\circ}\text{C}$, measured at a point not more than 1 m from the sample and at the same height as the sample.

The voltage of an AC power supply (RMS voltage) or DC power supply (instantaneous voltage) applied to the device under test shall be regulated to within ± 0.2 percent under load.

The samples were operated at rated voltage and was stabilized before measurement. Luminous flux, luminaire efficacy, zonal lumen were calculated from the software taken at 0.5° vertical intervals and 10° horizontal intervals.

Test Conditions

Condition	Voltage (Vac)	Frequency (Hz)	Current (A)	Power (W)	Power Factor
WORST CASE	276.97	60	0.067	17.5	0.945
NON-WORST CASE	120.00	60	0.144	17.1	0.991

Test Result

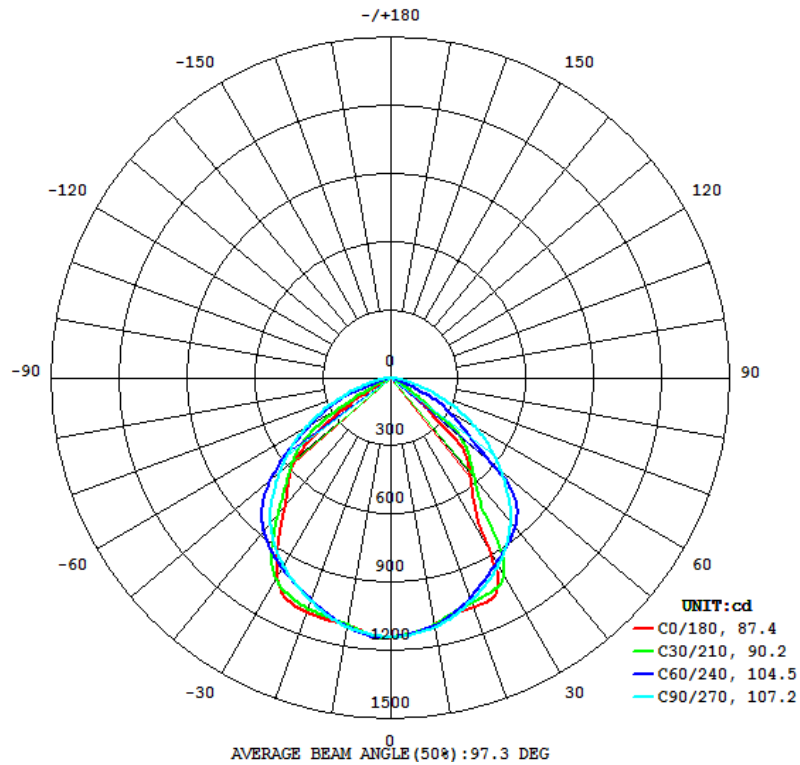
Flux (lm)	Field Angle(10%)		Beam Angle(50%)		Luminous Efficacy (lm/W)
	C0-180	C90-270	C0-180	C90-270	
2495	113.8	150.1	87.4	107.2	142.6

Zonal Lumen Requirement
(0° - 90°)

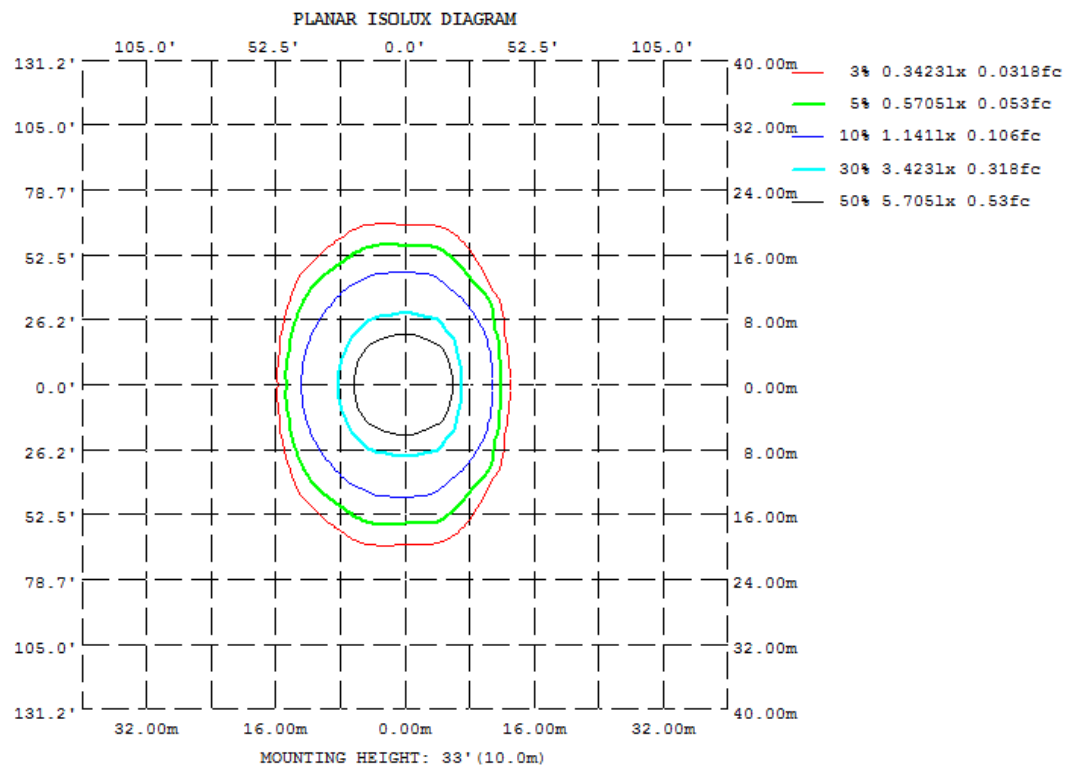
100.00%

4.2 Goniophotometer Test

Light Distrubtion Curve



Isolux Plot



4.2 Goniophotometer Test

Zonal Lumen Summary

γ	C0	C45	C90	C135	C180	C225	C270	C315
10	1103	1104	1115	1106	1107	1106	1115	1104
20	1072	1032	1042	1057	1097	1057	1042	1032
30	875.9	977.9	953.1	997.4	1005	997.4	953.1	977.9
40	547.9	714.7	828.5	855.4	728.5	855.4	828.5	714.7
50	213.2	447.6	640.3	593.9	547.8	593.9	640.3	447.6
60	14.36	139.0	434.9	385.6	116.0	385.6	434.9	139.0
70	0.4975	6.817	212.5	40.10	25.30	40.10	212.5	6.817
80	0.0404	0.0510	40.04	9.632	8.395	9.632	40.04	0.0510
90	0	0	0	0	0	0	0	0
100	0	0	0	0	0	0	0	0
110	0	0	0	0	0	0	0	0
120	0	0	0	0	0	0	0	0
130	0	0	0	0	0	0	0	0
140	0	0	0	0	0	0	0	0
150	0	0	0	0	0	0	0	0
160	0	0	0	0	0	0	0	0
170	0	0	0	0	0	0	0	0
180	0	0	0	0	0	0	0	0
DEG	LUMINOUS INTENSITY:cd							

	Zonal (lm)		Total (lm)	Percent
0-10	107.58	0 - 10	107.58	4.31%
10-20	306.68	0 - 20	414.26	16.60%
20-30	473.72	0 - 30	887.98	35.59%
30-40	541.13	0 - 40	1429.11	57.28%
40-50	506.64	0 - 50	1935.75	77.59%
50-60	356.42	0 - 60	2292.17	91.87%
60-70	158.80	0 - 70	2450.97	98.24%
70-80	40.39	0 - 80	2491.36	99.85%
80-90	3.63	0 - 90	2495.00	100.00%
90-100	0.00	0 - 100	2495.00	100.00%
100-110	0.00	0 - 110	2495.00	100.00%
110-120	0.00	0 - 120	2495.00	100.00%
120-130	0.00	0 - 130	2495.00	100.00%
130-140	0.00	0 - 140	2495.00	100.00%
140-150	0.00	0 - 150	2495.00	100.00%
150-160	0.00	0 - 160	2495.00	100.00%
160-170	0.00	0 - 170	2495.00	100.00%
170-180	0.00	0 - 180	2495.00	100.00%

4.2 Goniophotometer Test

Axial Candela

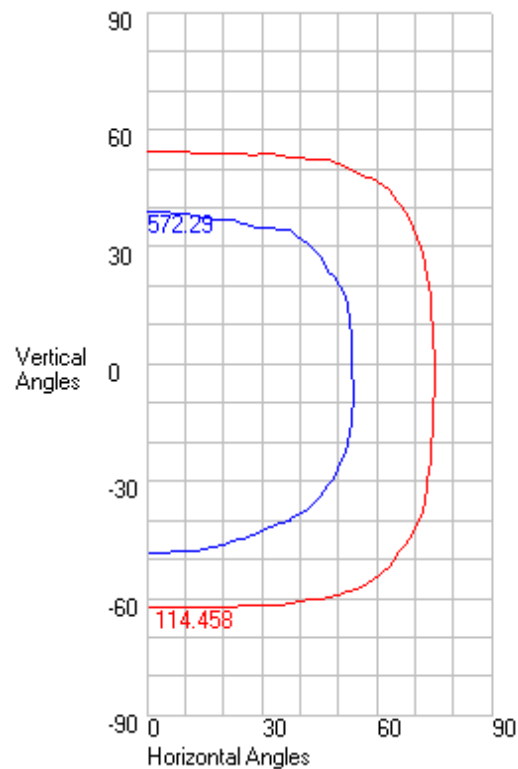
DEG.	HOR.	DEG.	VERT.
90	0	90	0
85	4.05	85	0.04
75	114.73	75	0.05
65	325.11	65	5.34
55	541.64	55	85.37
47.5	691.01	47.5	343.48
42.5	787.72	42.5	514.25
37.5	864.54	37.5	593.32
33	921.35	33	695.29
29	963.19	29	969.35
25.5	996.92	25.5	1064.38
22.5	1021.72	22.5	1073.51
19.5	1046.6	19.5	1072
17	1068.13	17	1072.31
15	1082.69	15	1077.17
13	1096.62	13	1084.97
11	1110.26	11	1094.33
9	1119.16	9	1109.14
7	1125.32	7	1118.4
5	1131.4	5	1126.82
3	1137.11	3	1132.48
1	1139.9	1	1137.54
0	1140.97	0	1140.97
-1	1139.9	-1	1144.58
-3	1137.11	-3	1143.55
-5	1131.4	-5	1130.98
-7	1125.32	-7	1120.68
-9	1119.16	-9	1109.65
-11	1110.26	-11	1104.61
-13	1096.62	-13	1103.19
-15	1082.69	-15	1101.84
-17	1068.13	-17	1100.31
-19.5	1046.6	-19.5	1098.06
-22.5	1021.72	-22.5	1091.48
-25.5	996.92	-25.5	1076.51
-29	963.19	-29	1028.17
-33	921.35	-33	923.84
-37.5	864.54	-37.5	792.73
-42.5	787.72	-42.5	680.07
-47.5	691.01	-47.5	599.31
-55	541.64	-55	347.23
-65	325.11	-65	34.29
-75	114.73	-75	14.49
-85	4.05	-85	3.59
-90	0	-90	0

4.2 Goniophotometer Test

Characteristics

NEMA Type	7 H x 6 V
Maximum Candela	1144.58
Maximum Candela Angle	0 H -1 V
Horizontal Beam Angle (50%)	107.1
Vertical Beam Angle (50%)	87.1
Horizontal Field Angle (10%)	150.1
Vertical Field Angle (10%)	116.6
Lumens Per Lamp	N.A. (absolute)
Total Lamp Lumens	N.A. (absolute)
Beam Lumens	1915
Beam Efficiency	N.A.
Field Lumens	2452
Field Efficiency	N.A.
Spill Lumens	43
Luminaire Lumens	2495
Total Efficiency	N.A.
Total Luminaire Watts	17.5
Ballast Factor	1

ISOCANDELA CURVES



Axial Candela

	0	1	3	5	7	9	11	13	15	17	19.5	22.5	25.5	29	33	37.5	42.5	47.5	55	65	75	85	90
90	0	0	0	0	0	0	0	0	0	0	0	0	0	0	0	0	0	0	0	0	0	0	0
85	0.04	0.04	0.04	0.04	0.04	0.04	0.04	0.04	0.04	0.04	0.04	0.05	0.05	0.05	0.05	0.05	0.05	0.06	0.06	0.07	0.06	0.1	0
75	0.05	0.05	0.05	0.05	0.05	0.06	0.06	0.06	0.06	0.06	0.06	0.05	0.05	0.05	0.06	0.06	0.06	0.1	0.09	0.41	0.16	0.28	0
65	5.34	5.43	5.6	5.63	5.68	5.7	5.71	5.71	5.76	5.6	5.3	5.12	5.31	5.28	4.79	4.8	4.85	5.77	4.19	6.11	1.69	0.43	0
55	85.37	86.86	89.85	89.56	89.31	87.91	85.33	84.08	85.79	86.48	85.94	82.19	75.6	78.57	77.89	68.09	72.38	64.54	40.17	39.74	8.19	0.66	0
47.5	343.48 *	348.74 *	355.2 *	357.88 *	358.79 *	355.11 *	338.93 *	322.63 *	321.55 *	329.23 *	339.62 *	324.09 *	280.48 *	283.16 *	295.09 *	240.86 *	203.36 *	201.64 *	131.52 *	78.97	18.62	1.12	0
42.5	514.25 *	514.61 *	514.51 *	513.35 *	511.19 *	507.64 *	503.66 *	500.66 *	493.87 *	487.94 *	480.1 *	471.35 *	456.32 *	434.85 *	410.67 *	385.73 *	324.33 *	280.17 *	236.27 *	113.06	28.77	1.49	0
37.5	593.32 *	594.16 *	594.59 *	593.26 *	591.07 *	585.51 *	583.27 *	578.32 *	571.58 *	565.79 *	556.02 *	547.4 *	534.72 *	515.23 *	504.7 *	473.45 *	411 *	359.68 *	313.41 *	150.54 *	41.99	1.88	0
33	695.29 *	697.69 *	699.13 *	697.79 *	693.2 *	695.76 *	697.46 *	687.22 *	672.74 *	659.8 *	679.99 *	684.81 *	640.75 *	600.84 *	619.05 *	611.06 *	486.38 *	427.84 *	371.14 *	186.3 *	53.55	2.21	0
29	969.35 *	973.69 *	971.5 *	965.26 *	957.66 *	940.34 *	922.28 *	917.49 *	918.36 *	885.03 *	841.26 *	846.4 *	852.79 *	751.21 *	721.7 *	731.02 *	601.76 *	490.63 *	420.01 *	219.1 *	63.72	2.52	0
25.5	1064.38 *	1063.54 *	1061.28 *	1058.77 *	1053 *	1043.45 *	1032.28 *	1023.66 *	1010.59 *	989.7 *	966.19 *	947.78 *	922.15 *	868.22 *	806.31 *	802.56 *	681.08 *	542.93 *	461.54 *	246.47 *	73.64	2.78	0
22.5	1073.51 *	1071.92 *	1068.8 *	1065.88 *	1060.57 *	1053.24 *	1045.67 *	1035.6 *	1020.78 *	1004.7 *	985.22 *	964.25 *	937.42 *	900.07 *	862.19 *	813.7 *	717.85 *	586.29 *	498.01 *	267.42 *	81.43	2.99	0
19.5	1072 *	1070.56 *	1067.71 *	1064.73 *	1059.15 *	1053.21 *	1046.46 *	1034.33 *	1020.48 *	1005.37 *	987.04 *	965.35 *	940.07 *	907.63 *	872.06 *	819.98 *	733.47 *	623.24 *	511.07 *	284.24 *	88.24	3.19	0
17	1072.31 *	1071.23 *	1068.63 *	1065.05 *	1060.52 *	1054.74 *	1046.07 *	1035.47 *	1022.08 *	1006.88 *	990.19 *	966.89 *	940.33 *	912.71 *	876.92 *	823.28 *	742.18 *	645.22 *	519.86 *	296.29 *	93.15	3.34	0
15	1077.17 *	1076.24 *	1073.49 *	1069.56 *	1064.39 *	1058.39 *	1050 *	1037.95 *	1025.92 *	1012.77 *	994.23 *	968.97 *	944.93 *	919.03 *	881.21 *	825.13 *	746.07 *	654.53 *	525.65 *	304.17 *	96.76	3.45	0
13	1084.97 *	1084.32 *	1081.46 *	1076.92 *	1071.42 *	1065.5 *	1056.8 *	1045.16 *	1033.4 *	1019.32 *	998.97 *	974.94 *	953.79 *	925.54 *	885.78 *	826.76 *	754.73 *	663.04 *	531.12 *	310.44 *	100.09	3.56	0
11	1094.33 *	1094.42 *	1091.69 *	1087.59 *	1081.01 *	1076.64 *	1067.15 *	1056.13 *	1044.03 *	1028.04 *	1006.24 *	985.34 *	962.51 *	932.01 *	890.16 *	831.48 *	761.67 *	670.65 *	534.53 *	315.53 *	103.14	3.81	0
9	1109.14 *	1108.71 *	1105.16 *	1099.96 *	1094.66 *	1088.8 *	1079.27 *	1066.87 *	1053.61 *	1039.03 *	1017.28 *	994.57 *	970.75 *	938.42 *	897.75 *	839.94 *	768.95 *	677.16 *	537.65 *	319.49 *	105.9	3.85	0
7	1118.4 *	1118.02 *	1114.75 *	1109.93 *	1104.08 *	1098.14 *	1089.37 *	1076.38 *	1062.43 *	1047.97 *	1026.72 *	1002.66 *	978.25 *	945.71 *	904.43 *	848.15 *	775.2 *	682.36 *	540.02 *	322.38 *	108.38	3.9	0
5	1126.82 *	1126.25 *	1122.34 *	1117.66 *	1111.09 *	1105.57 *	1097.39 *	1083.45 *	1069.18 *	1054.88 *	1034.07 *	1010.03 *	985.24 *	952.23 *	910.76 *	853.84 *	780.24 *	686.28 *	541.59 *	324.28 *	111.49	3.94	0
3	1132.48 *	1131.08 *	1128.5 *	1123.07 *	1116.85 *	1110.46 *	1102.57 *	1089.52 *	1075.21 *	1061.34 *	1040.38 *	1015.62 *	990.85 *	957.55 *	915.89 *	859.06 *	784.16 *	689.06 *	543.38 *	326.12 *	112.78	3.98	0
1	1137.54 *	1136.28 *	1133.88 *	1128.88 *	1122.68 *	1116.49 *	1108.45 *	1095.14 *	1080.85 *	1066.56 *	1044.96 *	1020.03 *	995.22 *	961.79 *	919.98 *	863.03 *	786.85 *	690.66 *	542.22 *	325.45 *	114.08	4.05	0
0	1140.97 *	1139.9 *	1137.11 *	1131.4 *	1125.32 *	1119.16 *	1110.26 *	1096.62 *	1082.69 *	1068.13 *	1046.6 *	1021.72 *	996.92 *	963.19 *	921.35 *	864.54 *	787.72 *	691.01 *	541.64 *	325.11 *	114.73 *	4.05	0
-1	1144.58 *	1143.55 *	1140.23 *	1135.81 *	1129.31 *	1122.07 *	1112.21 *	1098.06 *	1083.43 *	1068.21 *	1046.04 *	1020.89 *	995.79 *	962.28 *	920.51 *	864.1 *	788.27 *	692.65 *	543.43 *	326.35 *	114.82 *	4.06	0
-3	1143.55 *	1142.43 *	1139.7 *	1134.23 *	1128.11 *	1121.84 *	1113.22 *	1098.17 *	1082.58 *	1066.06 *	1043.61 *	1018.11 *	992.58 *	959.02 *	917.5 *	862.31 *	788.43 *	695.02 *	547.01 *	328.82 *	115.01 *	4.07	0
-5	1130.98 *	1130.77 *	1128.16 *	1122.01 *	1117.78 *	1110.94 *	1104.12 *	1090.92 *	1077.15 *	1061.44 *	1039.42 *	1013.9 *	988.1 *	954.6 *	913.53 *	859.32 *	787.43 *	696.23 *	547.54 *	328.89 *	115.19 *	4.09	0
-7	1120.68 *	1120.4 *	1117.38 *	1112.67 *	1106.52 *	1101.14 *	1092.39 *	1079.96 *	1067.26 *	1053.3 *	1033.87 *	1008.4 *	982.1 *	948.88 *	908.5 *	855.91 *	785.41 *	696.31 *	548.22 *	328.99 *	113.57	4.1	0
-9	1109.65 *	1109.52 *	1107.36 *	1102.59 *	1097.96 *	1090.94 *	1084.12 *	1072.05 *	1057.21 *	1045.19 *	1027.11 *	1003.99 *	978.7 *	943.44 *	903.24 *	850.07 *	782.35 *	695.08 *	547.98 *	328.23 *	112.57	4.12	0
-11	1104.61 *	1104.14 *	1102.06 *	1097.79 *	1092.51 *	1086.68 *	1078.4 *	1067.44 *	1054.75 *	1039.34 *	1019.58 *	999.78 *	975.56 *	942.31 *	899.27 *	844.03 *	778.43 *	692.51 *	546.83 *	326.58 *	111.29	4.13	0
-13	1103.19 *	1102.21 *	1099.92 *	1095.53 *	1090.49 *	1084.34 *	1075.23 *	1064.73 *	1052.5 *	1037.54 *	1017 *	995.1 *	972.13 *	940.65 *	899.05 *	841.42 *	774.96 *	688.8 *	545.21 *	324.02 *	109.71	3.93	0
-15	1101.84 *	1100.79 *	1098.37 *	1094.48 *	1089.23 *	1082.93 *	1074.11 *	1063.47 *	1050.97 *	1036.52 *	1017.52 *	992.65 *	968.71 *	938.55 *	897.92 *	841.05 *	769.53 *	684.07 *	541.53 *	320.52 *	107.84	3.87	0
-17	1100.31 *	1099.1 *	1096.48 *	1093.11 *	1087.8 *	1082.3 *	1074.2 *	1062.5 *	1049.58 *	1035.81 *	1016.36 *	991.41 *	966.51 *	936.23 *	895.91 *	839.67 *	766.25 *	678.38 *	537.4 *	316.15 *	105.69	3.8	0
-19.5	1098.06 *	1096.71 *	1093.8 *	1090.53 *	1085.14 *	1079.45 *	1072.19 *	1059.54 *	1046.48 *	1032.15 *	1012.62 *	988.53 *	963.18 *	932.53 *	892.18 *	836.03 *	759.42 *	668.01 *	530.77 *	309.55 *	102.61	3.7	0
-22.5	1091.48 *	1090.14 *	1087.09 *	1083.53 *	1078.17 *	1071.09 *	1062.84 *	1053.01 *	1038.82 *	1023.85 *	1005.06 *	981.87 *	955.32 *	923.36 *	883.94 *	828.2 *	748.31 *	651.04 *	520.59 *	300.4 *	98.11	3.56	0
-25.5	1076.51 *	1075.42 *	1072.51 *	1068.77 *	1063.17 *	1055.2 *	1046.01 *	1036.41 *	1023.75 *	1007.45 *	987.29 *	966.4 *	940.02 *	901.43 *	858.53 *	815.68 *	727.61 *	628 *	496.89 *	289.35 *	92.83	3.4	0
-29	1028.17 *	1028.65 *	1026.59 *	1022.56 *	1016.58 *	1008.49 *	999.51 *	989.31 *	978.34 *	962.46 *	940.97 *	922.01 *	901.67 *	860.51 *	813.56 *	772.95 *	695.8 *	593.32 *	466.51 *	273.91 *	85.94	3.19	0
-33	923.84 *	925.24 *	924.72 *	921.67 *	915.76 *	910.89 *	902.56 *	893.28 *	881.22 *	868.05 *	853.75 *	836.12 *	814.38 *	783.52 *	742.86 *	700.73 *	641.9 *	544.97 *	428.16 *	251.54 *	77.49	2.91	0
-37.5	792.73 *	793.94 *	794.43 *	792.32 *	789.07 *	780.59 *	776.19 *	770.43 *	761.86 *	751.55 *	735.49 *	724.08 *	709.14 *	683.8 *	647.33 *	614.5 *	559.54 *	479.58 *	379.03 *	217.26 *	66.83	2.61	0
-42.5	680.07 *	680.29 *	679.74 *	677.79 *	674.37 *	669.91 *	665.5 *	662.69 *	654.95 *	646.37 *	633.43 *	622.12 *	609.5 *	587.07 *	554.72 *	526.58 *	478.6 *	408.25 *	324.15 *	173.17 *	53.81	2.2	0
-47.5	599.31 *	599.29 *	598.43 *	596.5 *	593.52 *	589.39 *	584.28 *	579.27 *	572.94 *	565.64 *	555.04 *	541.43 *	526.41 *	504.37 *	476.3 *	448.07 *	393.97 *	331.89 *	264 *	128.57 *	38.85	1.79	0
-55	347.23 *	350.01 *	355.58 *	353.48 *	351.82 *	347.88 *	341.74 *	337.25 *	334.65 *	332.12 *	327.1 *	317.56 *	302.99 *	287.98 *									

LUMEN TABULATION

	0	1	3	5	7	9	11	13	15	17	20	23	26	29	33	38	43	48	55	65	75	85	90 Total
90	0	0	0	0	0	0	0	0	0	0	0	0	0	0	0	0	0	0	0	0	0	0	0
85	0	0	0	0	0	0	0	0	0	0	0	0	0	0	0	0	0	0	0	0	0	0	0
75	0	0	0	0	0	0	0	0	0	0	0	0	0	0	0	0	0	0	0	0	0	0	0
65	0.1	0.3	0.3	0.3	0.3	0.3	0.3	0.3	0.3	0.3	0.4	0.4	0.4	0.4	0.4	0.4	0.4	0.4	0.3	0.1	0	0	0
55	0.49 *	1.01 *	1.02 *	1.02 *	1.01 *	0.98 *	0.93 *	0.90 *	0.90 *	1.14 *	1.33 *	1.19 *	1.28 *	1.44 *	1.43 *	1.28 *	1.09 *	1.2	0.8	0.3	0	0	0
47.5	0.66 *	1.32 *	1.32 *	1.32 *	1.31 *	1.28 *	1.24 *	1.21 *	1.20 *	1.48 *	1.72 *	1.60 *	1.72 *	1.86 *	1.86 *	1.68 *	1.36 *	1.52 *	1.06 *	0.3	0	0	0
42.5	0.84 *	1.69 *	1.68 *	1.67 *	1.66 *	1.63 *	1.61 *	1.58 *	1.55 *	1.89 *	2.19 *	2.10 *	2.30 *	2.43 *	2.48 *	2.32 *	1.85 *	2.12 *	1.55 *	0.4	0.1	0	0
37.5	0.88 *	1.77 *	1.77 *	1.76 *	1.74 *	1.73 *	1.71 *	1.67 *	1.63 *	2.00 *	2.37 *	2.26 *	2.44 *	2.63 *	2.78 *	2.60 *	2.04 *	2.37 *	1.75 *	0.5	0.1	0	0
33	1.02 *	2.03 *	2.03 *	2.01 *	1.98 *	1.95 *	1.92 *	1.89 *	1.84 *	2.22 *	2.60 *	2.52 *	2.70 *	2.81 *	3.00 *	2.83 *	2.16 *	2.44 *	1.82 *	0.54 *	0.1	0	0
29	1.09 *	2.17 *	2.16 *	2.14 *	2.11 *	2.07 *	2.03 *	2.00 *	1.95 *	2.33 *	2.69 *	2.61 *	2.81 *	2.88 *	3.00 *	2.87 *	2.18 *	2.39 *	1.79 *	0.55 *	0.1	0	0
25.5	0.98 *	1.95 *	1.94 *	1.93 *	1.90 *	1.88 *	1.85 *	1.81 *	1.77 *	2.14 *	2.47 *	2.36 *	2.58 *	2.69 *	2.76 *	2.64 *	2.04 *	2.24 *	1.68 *	0.52 *	0.1	0	0
22.5	0.98 *	1.95 *	1.94 *	1.93 *	1.91 *	1.89 *	1.86 *	1.82 *	1.78 *	2.16 *	2.50 *	2.38 *	2.62 *	2.77 *	2.83 *	2.70 *	2.15 *	2.38 *	1.78 *	0.56 *	0.1	0	0
19.5	0.82 *	1.63 *	1.62 *	1.61 *	1.59 *	1.58 *	1.55 *	1.52 *	1.48 *	1.80 *	2.08 *	1.99 *	2.19 *	2.33 *	2.37 *	2.27 *	1.85 *	2.05 *	1.53 *	0.50 *	0.1	0	0
17	0.65 *	1.31 *	1.30 *	1.29 *	1.28 *	1.26 *	1.24 *	1.22 *	1.19 *	1.45 *	1.67 *	1.59 *	1.76 *	1.87 *	1.91 *	1.83 *	1.50 *	1.68 *	1.25 *	0.41 *	0.1	0	0
15	0.66 *	1.31 *	1.31 *	1.30 *	1.28 *	1.27 *	1.25 *	1.22 *	1.20 *	1.46 *	1.68 *	1.60 *	1.77 *	1.89 *	1.91 *	1.84 *	1.52 *	1.70 *	1.27 *	0.42 *	0.1	0	0
13	0.66 *	1.32 *	1.32 *	1.31 *	1.30 *	1.28 *	1.26 *	1.24 *	1.21 *	1.47 *	1.69 *	1.62 *	1.79 *	1.90 *	1.92 *	1.85 *	1.53 *	1.71 *	1.29 *	0.43 *	0.1	0	0
11	0.67 *	1.34 *	1.33 *	1.32 *	1.31 *	1.29 *	1.27 *	1.25 *	1.22 *	1.48 *	1.71 *	1.63 *	1.80 *	1.91 *	1.94 *	1.87 *	1.55 *	1.73 *	1.30 *	0.44 *	0.1	0	0
9	0.68 *	1.35 *	1.35 *	1.34 *	1.32 *	1.31 *	1.28 *	1.26 *	1.23 *	1.49 *	1.72 *	1.65 *	1.82 *	1.92 *	1.95 *	1.89 *	1.56 *	1.74 *	1.31 *	0.45 *	0.1	0	0
7	0.68 *	1.36 *	1.36 *	1.35 *	1.33 *	1.32 *	1.30 *	1.27 *	1.24 *	1.51 *	1.74 *	1.66 *	1.83 *	1.94 *	1.97 *	1.90 *	1.57 *	1.75 *	1.31 *	0.45 *	0.1	0	0
5	0.69 *	1.37 *	1.36 *	1.35 *	1.34 *	1.32 *	1.30 *	1.28 *	1.25 *	1.52 *	1.75 *	1.67 *	1.84 *	1.95 *	1.98 *	1.91 *	1.58 *	1.76 *	1.32 *	0.46 *	0.1	0	0
3	0.69 *	1.38 *	1.37 *	1.36 *	1.35 *	1.33 *	1.31 *	1.28 *	1.25 *	1.52 *	1.76 *	1.68 *	1.85 *	1.96 *	1.99 *	1.92 *	1.59 *	1.76 *	1.32 *	0.46 *	0.1	0	0
1	0.35 *	0.69 *	0.69 *	0.68 *	0.68 *	0.67 *	0.66 *	0.64 *	0.63 *	0.76 *	0.88 *	0.84 *	0.93 *	0.98 *	1.00 *	0.96 *	0.80 *	0.88 *	0.66 *	0.23 *	0	0	0
0	0.35 *	0.69 *	0.69 *	0.68 *	0.68 *	0.67 *	0.66 *	0.64 *	0.63 *	0.76 *	0.88 *	0.84 *	0.93 *	0.98 *	1.00 *	0.96 *	0.80 *	0.88 *	0.66 *	0.23 *	0	0	0

-1	0.70 *	1.39 *	1.38 *	1.37 *	1.36 *	1.34 *	1.32 *	1.29 *	1.26 *	1.53 *	1.76 *	1.68 *	1.85 *	1.96 *	1.99 *	1.93 *	1.60 *	1.77 *	1.33 *	0.46 *	0.1	0	0
-3	0.69 *	1.38 *	1.37 *	1.36 *	1.35 *	1.33 *	1.31 *	1.29 *	1.26 *	1.52 *	1.76 *	1.67 *	1.85 *	1.96 *	1.99 *	1.92 *	1.60 *	1.78 *	1.33 *	0.46 *	0.1	0	0
-5	0.69 *	1.37 *	1.36 *	1.35 *	1.34 *	1.32 *	1.30 *	1.28 *	1.25 *	1.51 *	1.75 *	1.67 *	1.84 *	1.95 *	1.98 *	1.92 *	1.60 *	1.78 *	1.33 *	0.46 *	0.1	0	0
-7	0.68 *	1.36 *	1.35 *	1.34 *	1.33 *	1.31 *	1.29 *	1.26 *	1.24 *	1.50 *	1.74 *	1.66 *	1.83 *	1.93 *	1.97 *	1.91 *	1.59 *	1.78 *	1.33 *	0.46 *	0.1	0	0
-9	0.67 *	1.35 *	1.34 *	1.33 *	1.32 *	1.30 *	1.28 *	1.26 *	1.23 *	1.49 *	1.73 *	1.65 *	1.82 *	1.93 *	1.96 *	1.90 *	1.59 *	1.77 *	1.33 *	0.46 *	0.1	0	0
-11	0.67 *	1.34 *	1.34 *	1.33 *	1.31 *	1.30 *	1.28 *	1.25 *	1.23 *	1.49 *	1.72 *	1.65 *	1.82 *	1.92 *	1.95 *	1.89 *	1.58 *	1.77 *	1.33 *	0.45 *	0.1	0	0
-13	0.67 *	1.34 *	1.33 *	1.32 *	1.31 *	1.29 *	1.27 *	1.25 *	1.22 *	1.49 *	1.72 *	1.64 *	1.81 *	1.92 *	1.95 *	1.88 *	1.57 *	1.76 *	1.32 *	0.45 *	0.1	0	0
-15	0.67 *	1.34 *	1.33 *	1.32 *	1.31 *	1.29 *	1.27 *	1.25 *	1.22 *	1.48 *	1.71 *	1.64 *	1.81 *	1.92 *	1.94 *	1.88 *	1.56 *	1.74 *	1.30 *	0.44 *	0.1	0	0
-17	0.84 *	1.67 *	1.66 *	1.65 *	1.63 *	1.62 *	1.59 *	1.56 *	1.52 *	1.85 *	2.14 *	2.04 *	2.25 *	2.39 *	2.42 *	2.33 *	1.93 *	2.16 *	1.61 *	0.54 *	0.1	0	0
-20	1.00 *	1.99 *	1.98 *	1.97 *	1.95 *	1.93 *	1.90 *	1.86 *	1.82 *	2.21 *	2.55 *	2.43 *	2.68 *	2.84 *	2.89 *	2.77 *	2.28 *	2.54 *	1.90 *	0.63 *	0.1	0	0
-23	0.99 *	1.97 *	1.97 *	1.95 *	1.93 *	1.91 *	1.88 *	1.84 *	1.80 *	2.18 *	2.52 *	2.41 *	2.64 *	2.79 *	2.84 *	2.73 *	2.22 *	2.46 *	1.83 *	0.61 *	0.1	0	0
-26	1.12 *	2.24 *	2.23 *	2.21 *	2.19 *	2.16 *	2.12 *	2.08 *	2.04 *	2.47 *	2.85 *	2.72 *	2.99 *	3.14 *	3.19 *	3.07 *	2.49 *	2.73 *	2.03 *	0.68 *	0.1	0	0
-29	1.19 *	2.38 *	2.37 *	2.35 *	2.32 *	2.29 *	2.26 *	2.21 *	2.16 *	2.62 *	3.03 *	2.90 *	3.18 *	3.34 *	3.39 *	3.28 *	2.67 *	2.91 *	2.16 *	0.72 *	0.1	0	0
-33	1.18 *	2.36 *	2.35 *	2.33 *	2.31 *	2.27 *	2.24 *	2.20 *	2.15 *	2.61 *	3.02 *	2.90 *	3.19 *	3.36 *	3.41 *	3.30 *	2.70 *	2.94 *	2.18 *	0.72 *	0.1	0	0
-38	1.12 *	2.24 *	2.24 *	2.22 *	2.20 *	2.17 *	2.14 *	2.11 *	2.06 *	2.50 *	2.90 *	2.78 *	3.07 *	3.23 *	3.28 *	3.18 *	2.59 *	2.84 *	2.08 *	0.66 *	0.1	0	0
-43	0.97 *	1.95 *	1.94 *	1.93 *	1.91 *	1.88 *	1.86 *	1.82 *	1.79 *	2.17 *	2.51 *	2.40 *	2.64 *	2.77 *	2.81 *	2.69 *	2.17 *	2.37 *	1.69 *	0.5	0.1	0	0
-48	1.08 *	2.17 *	2.17 *	2.15 *	2.13 *	2.10 *	2.06 *	2.02 *	1.98 *	2.41 *	2.78 *	2.64 *	2.88 *	3.02 *	3.06 *	2.87 *	2.27 *	2.48 *	1.74 *	0.5	0.1	0	0
-55	0.58 *	1.18 *	1.18 *	1.17 *	1.16 *	1.14 *	1.11 *	1.09 *	1.08 *	1.32 *	1.53 *	1.44 *	1.56 *	1.66 *	1.69 *	1.55 *	1.25 *	1.4	1	0.3	0	0	0
-65	0.1	0.2	0.2	0.2	0.2	0.2	0.1	0.1	0.1	0.2	0.2	0.2	0.2	0.3	0.3	0.3	0.2	0.3	0.3	0.1	0	0	0
-75	0	0.1	0.1	0.1	0.1	0.1	0.1	0.1	0.1	0.1	0.1	0.1	0.1	0.1	0.1	0.1	0.1	0.1	0.1	0	0	0	0
-85	0	0	0	0	0	0	0	0	0	0	0	0	0	0	0	0	0	0	0	0	0	0	0
-90	0	0	0	0	0	0	0	0	0	0	0	0	0	0	0	0	0	0	0	0	0	0	0
Total	29.6	59.2	59	58.5	57.9	57.2	56.2	55.1	53.9	65.6	75.8	72.4	79.4	84	85.6	82	66.7	74.1	55.1	18.1	2.3	0.01	1247.6

4.0 LM-79 Measurement and Test Results

4.3 THD and PF Test

Model No.	FFLEDXS @ 18W / 3000K	Sample ID.	G1
Temperature (°C)	25.4	Humidity (%RH)	54.0

Test Method

The samples were tested according to the ANSI C82.77:2002.

The total harmonic distortion shall be measured to the 40th order.

The ambient temperature condition was maintained at $25^{\circ}\text{C} \pm 1^{\circ}\text{C}$. The sample measurements were made using a digital power meter and power supply. The sample was operated at rated voltage and was stabilized before measurement. The total harmonic distortion were calculated.

Test Results

Voltage (Vac)	Frequency (Hz)	Current (A)	Power (W)	Power Factor	THD
119.99	60	0.143	17.0	0.994	4.91%
277.07	60	0.066	17.4	0.948	6.82%

5.0 Equipment Information

Test Equipment			
Equipment ID	Equipment Name	Last Calibration Date	Calibration Due Date
DLF107	Integrating Sphere System	2021/12/26	2022/12/25
DLF108	Auxiliary Lamp	2021/12/26	2022/12/25
DLF122	Measurement Standard Lamp Standard Lamp Type: 220 V, 0.4720 A, Tungsten, Omni-derectional	2021/12/26	2022/12/25
DLF116	AC Power Source	2021/12/26	2022/12/25
DLF113	Power Meter	2021/12/26	2022/12/25
DLF112	Temperature Recorder	2021/12/26	2022/12/25
DLF114	Temperature & Humidity Datalogger	2021/12/26	2022/12/25
DLF101	Goniophotometer	2021/12/26	2022/12/25
DLF125	Standard Lamp Standard Lamp Type: 76.58 V, 6.7875 A, Tungsten, Omni-derectional	2021/12/26	2022/12/25
DLF104	AC Power Source	2021/12/26	2022/12/25
DLF507	DC Power Source	2021/12/26	2022/12/25
DLF102	Power Meter	2021/12/26	2022/12/25
DLF111	Temperature & Humidity Datalogger	2021/12/26	2022/12/25
DLF119	Power Meter	2021/12/26	2022/12/25
DLF031	Temperature data logger	2021/12/26	2022/12/25
DLF022	Digital power meter	2021/12/26	2022/12/25
DLF003	Temperature & Humidity Datalogger	2021/12/26	2022/12/25

***** End of Test Report*****