

itl boulder

THE LIGHT CENTER OF THE INDUSTRY SINCE 1955

INDEPENDENT TESTING LABORATORIES, INC.
4066 CAMELOT CIRCLE, LONGMONT, CO 80504 USA

PHONE: (303) 442-1255 • FAX: (970) 535-3114 • E-MAIL: itl@itlboulder.com • WEBSITE: www.itlboulder.com

REPORT NUMBER: ITL87592-GONIOPHOTOMETRY

PAGE: 1 OF 8

ISSUE DATE: 06/15/16

PREPARED FOR: RAB LIGHTING INC.

CATALOG NUMBER: FSLEDH3Y/120 - FSLEDH3Y/120/TL

LUMINAIRE: CAST BROWN PAINTED METAL HOUSING/FACEPLATE, CAST BROWN PAINTED METAL CIRCUIT BOARD MOUNTING BASE WITH UNFINISHED CIRCUIT BOARD MOUNTING SURFACE, 1 WHITE CIRCUIT BOARD WITH 3 LEDS, CLEAR FLAT GLASS LENS.

LAMPS: THREE WHITE MULTI-CHIP LIGHT EMITTING DIODES (LEDS), VERTICAL BASE-UP POSITION.

INPUT ELECTRICAL: 120.0 VOLTS, 3.04 WATTS, 0.0267 AMPS

MOUNTING: RECESSED WALL


LED DRIVER: INTEGRAL TO CIRCUIT BOARD

NOTE: DATA SHOWN IS ABSOLUTE FOR THE SAMPLE PROVIDED AT RATED INPUT VOLTAGE (120VAC, 60Hz) TO THE LUMINAIRE.

NOTE 2: THIS REPORT WAS PRORATED FROM ITL REPORT NUMBER 87576. BOTH REPORTS REPRESENT A LUMINAIRE WITH 3 LEDS. FACTORS GENERATED FROM COMPARATIVE TESTING HAVE BEEN DERIVED FOR LIGHT OUTPUT, COLOR TEMPERATURE AND WATTAGE AND APPLIED TO THIS REPORT. ACTUAL PERFORMANCE MAY VARY.

TEST PROCEDURE: IESNA LM-79-08

TEST DISTANCE = 20.0 FEET



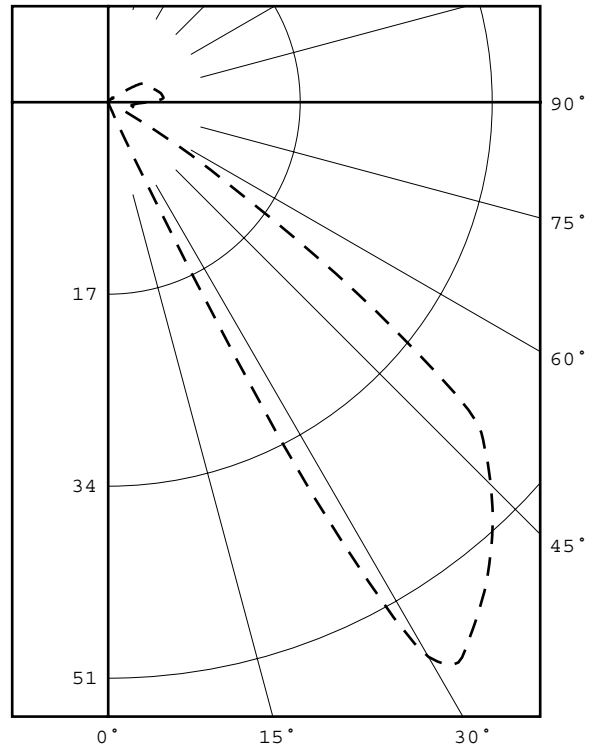
CANDELA DISTRIBUTION

FLUX

0	45.0	90.0	135.0	180.0	
0	0.0	0.0	0.0	0.0	0.0
5	0.0	0.0	0.0	0.0	0.0
15	0.1	0.0	0.0	0.0	0.0
25	5.6	0.2	0.0	0.0	1.2
35	56.5	22.2	0.0	0.0	8.2
45	47.9	47.9	0.0	0.0	11.7
55	15.6	36.9	0.0	0.0	8.7
65	1.8	8.8	0.0	0.0	2.5
75	2.2	0.7	0.0	0.0	0.7
85	2.3	0.8	0.0	0.0	0.7
90	3.6	1.0	0.0	0.0	0.0
95	4.9	1.1	0.0	0.0	1.2
105	4.3	1.0	0.0	0.0	1.0
115	3.8	0.8	0.0	0.0	0.8
125	1.3	0.4	0.0	0.0	0.3
135	0.5	0.3	0.0	0.0	0.1
145	0.3	0.2	0.0	0.0	0.1
155	0.2	0.1	0.0	0.0	0.0
165	0.1	0.1	0.0	0.0	0.0
175	0.0	0.0	0.0	0.0	0.0
180	0.0	0.0	0.0	0.0	0.0

ZONAL LUMEN SUMMARY

ZONE	LUMENS	% FIXT
0- 30	1.2	3.2
0- 40	9.4	25.4
0- 60	29.7	80.4
0- 90	33.6	90.7
90-120	3.0	8.0
90-130	3.2	8.8
90-150	3.4	9.2
90-180	3.4	9.3
0-180	37.0	100.0



LEGEND:
 0-deg - - - - -
 90-deg = = = = =
 180-deg - - - - -

EFFICACY = 12.2 lm/W

CIE TYPE - DIRECT

PLANE : 0-DEG 90-DEG

BEAM ANGLE (50%) : 25.5 X N/A DEGREES

FIELD ANGLE (10%) : 33.7 X N/A DEGREES

CheckedJ.VILLANUEVA
 ApprovedR.BEATTIE
 Lighting Engineer



itl boulder

THE LIGHT CENTER OF THE INDUSTRY SINCE 1955


INDEPENDENT TESTING LABORATORIES, INC.
4066 CAMELOT CIRCLE, LONGMONT, CO 80504 USA

PHONE: (303) 442-1255 • FAX: (970) 535-3114 • E-MAIL: itl@itlboulder.com • WEBSITE: www.itlboulder.com

REPORT NUMBER: ITL87592-GONIOPHOTOMETRY
ISSUE DATE: 06/15/16
PREPARED FOR: RAB LIGHTING INC.

PAGE: 2 OF 8

LUMINANCE DATA IN CANDELA/SQ M			
ANGLE IN DEG	AVERAGE 0-DEG	AVERAGE 45-DEG	AVERAGE 90-DEG
45	37123.	53032.	0.
55	10075.	33644.	0.
65	1073.	7578.	0.
75	1218.	543.	0.
85	1229.	620.	0.



itl boulder

THE LIGHT CENTER OF THE INDUSTRY SINCE 1955

INDEPENDENT TESTING LABORATORIES, INC.
4066 CAMELOT CIRCLE, LONGMONT, CO 80504 USA

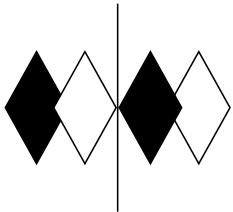
PHONE: (303) 442-1255 • FAX: (970) 535-3114 • E-MAIL: itl@itlboulder.com • WEBSITE: www.itlboulder.com

REPORT NUMBER: ITL87592-GONIOPHOTOMETRY
ISSUE DATE: 06/15/16
PREPARED FOR: RAB LIGHTING INC.

PAGE: 3 OF 8

CANDELA DISTRIBUTION LATERAL ANGLE

	0.0	5.0	15.0	25.0	35.0	45.0	55.0	65.0	75.0	85.0	90.0	112.5	135.0	157.5
0.0	0.0	0.0	0.0	0.0	0.0	0.0	0.0	0.0	0.0	0.0	0.0	0.0	0.0	0.0
2.5	0.0	0.0	0.0	0.0	0.0	0.0	0.0	0.0	0.0	0.0	0.0	0.0	0.0	0.0
5.0	0.0	0.0	0.0	0.0	0.0	0.0	0.0	0.0	0.0	0.0	0.0	0.0	0.0	0.0
7.5	0.0	0.0	0.0	0.0	0.0	0.0	0.0	0.0	0.0	0.0	0.0	0.0	0.0	0.0
10.0	0.0	0.0	0.0	0.0	0.0	0.0	0.0	0.0	0.0	0.0	0.0	0.0	0.0	0.0
12.5	0.0	0.0	0.0	0.0	0.0	0.0	0.0	0.0	0.0	0.0	0.0	0.0	0.0	0.0
15.0	0.1	0.1	0.1	0.0	0.0	0.0	0.0	0.0	0.0	0.0	0.0	0.0	0.0	0.0
17.5	0.2	0.2	0.2	0.1	0.1	0.0	0.0	0.0	0.0	0.0	0.0	0.0	0.0	0.0
20.0	0.4	0.4	0.3	0.2	0.1	0.0	0.0	0.0	0.0	0.0	0.0	0.0	0.0	0.0
22.5	0.7	0.7	0.6	0.5	0.3	0.1	0.0	0.0	0.0	0.0	0.0	0.0	0.0	0.0
25.0	5.6	4.8	2.1	0.7	0.5	0.2	0.1	0.0	0.0	0.0	0.0	0.0	0.0	0.0
27.5	39.3	38.2	30.1	7.2	0.7	0.4	0.1	0.0	0.0	0.0	0.0	0.0	0.0	0.0
30.0	56.7	56.3	50.4	38.8	7.9	0.6	0.2	0.0	0.0	0.0	0.0	0.0	0.0	0.0
32.5	58.3	58.2	58.2	55.4	37.3	2.0	0.4	0.1	0.0	0.0	0.0	0.0	0.0	0.0
35.0	56.5	56.7	56.6	56.8	53.0	22.2	0.5	0.1	0.0	0.0	0.0	0.0	0.0	0.0
37.5	54.7	54.9	54.8	55.0	54.7	40.6	0.8	0.2	0.0	0.0	0.0	0.0	0.0	0.0
40.0	52.6	52.8	52.7	53.0	52.7	51.1	9.2	0.2	0.0	0.0	0.0	0.0	0.0	0.0
42.5	50.4	50.6	50.6	50.9	50.7	50.2	26.1	0.3	0.0	0.0	0.0	0.0	0.0	0.0
45.0	47.9	48.1	48.1	48.4	48.3	47.9	36.7	0.4	0.0	0.0	0.0	0.0	0.0	0.0
47.5	45.2	45.5	45.5	45.9	45.8	45.4	37.9	1.4	0.0	0.0	0.0	0.0	0.0	0.0
50.0	40.0	40.4	41.6	43.1	43.1	42.8	35.8	7.1	0.1	0.0	0.0	0.0	0.0	0.0
52.5	27.7	28.6	33.1	38.4	40.1	39.9	33.4	8.6	0.1	0.0	0.0	0.0	0.0	0.0
55.0	15.6	16.0	18.8	28.1	35.8	36.9	30.9	8.3	0.1	0.0	0.0	0.0	0.0	0.0
57.5	8.7	9.0	11.4	15.3	27.2	33.6	28.2	7.8	0.1	0.0	0.0	0.0	0.0	0.0
60.0	2.9	3.0	4.2	8.8	14.5	28.4	25.4	7.0	0.1	0.0	0.0	0.0	0.0	0.0
62.5	1.7	1.7	1.9	2.9	8.3	17.8	22.6	6.2	0.2	0.0	0.0	0.0	0.0	0.0
65.0	1.8	1.8	1.7	1.6	2.4	8.8	18.7	5.3	0.3	0.0	0.0	0.0	0.0	0.0
67.5	2.2	2.2	2.1	1.8	1.3	2.9	11.2	4.4	0.5	0.0	0.0	0.0	0.0	0.0
70.0	2.3	2.3	2.3	2.2	1.3	0.8	5.3	3.6	0.4	0.0	0.0	0.0	0.0	0.0
72.5	2.3	2.3	2.3	2.2	1.5	0.7	1.0	2.0	0.3	0.0	0.0	0.0	0.0	0.0
75.0	2.2	2.2	2.2	2.1	1.4	0.7	0.5	0.4	0.2	0.0	0.0	0.0	0.0	0.0
77.5	2.3	2.3	2.2	2.1	1.4	0.7	0.5	0.3	0.2	0.0	0.0	0.0	0.0	0.0
80.0	2.2	2.2	2.1	2.0	1.4	0.7	0.5	0.3	0.2	0.0	0.0	0.0	0.0	0.0
82.5	2.1	2.1	2.1	1.9	1.4	0.8	0.5	0.3	0.1	0.0	0.0	0.0	0.0	0.0
85.0	2.3	2.3	2.3	2.1	1.6	0.8	0.5	0.3	0.1	0.0	0.0	0.0	0.0	0.0
87.5	2.6	2.6	2.6	2.5	2.1	0.8	0.5	0.3	0.1	0.0	0.0	0.0	0.0	0.0
90.0	3.6	3.6	3.6	3.6	2.7	1.0	0.6	0.4	0.1	0.0	0.0	0.0	0.0	0.0
92.5	4.5	4.5	4.6	4.4	3.5	1.1	0.6	0.4	0.1	0.0	0.0	0.0	0.0	0.0
95.0	4.9	4.9	4.8	4.7	3.6	1.1	0.6	0.4	0.1	0.0	0.0	0.0	0.0	0.0
97.5	4.8	4.8	4.7	4.7	3.5	1.1	0.5	0.4	0.1	0.0	0.0	0.0	0.0	0.0
100.0	4.7	4.6	4.6	4.5	3.3	1.1	0.5	0.3	0.1	0.0	0.0	0.0	0.0	0.0
102.5	4.5	4.5	4.5	4.3	3.1	1.0	0.5	0.3	0.1	0.0	0.0	0.0	0.0	0.0
105.0	4.3	4.3	4.2	4.0	2.9	1.0	0.5	0.3	0.1	0.0	0.0	0.0	0.0	0.0
107.5	4.1	4.1	4.0	3.9	2.8	1.0	0.5	0.2	0.1	0.0	0.0	0.0	0.0	0.0
110.0	4.0	4.0	3.9	3.8	2.7	0.9	0.4	0.2	0.1	0.0	0.0	0.0	0.0	0.0
112.5	3.8	3.8	3.8	3.7	2.6	0.8	0.4	0.2	0.1	0.0	0.0	0.0	0.0	0.0
115.0	3.8	3.8	3.7	3.5	2.3	0.8	0.3	0.2	0.1	0.0	0.0	0.0	0.0	0.0
117.5	3.6	3.6	3.5	3.1	1.6	0.6	0.3	0.2	0.1	0.0	0.0	0.0	0.0	0.0
120.0	3.2	3.2	2.9	2.3	0.9	0.5	0.3	0.2	0.1	0.0	0.0	0.0	0.0	0.0
122.5	2.3	2.3	2.0	1.2	0.7	0.4	0.3	0.2	0.1	0.0	0.0	0.0	0.0	0.0
125.0	1.3	1.2	1.0	0.8	0.5	0.4	0.3	0.2	0.1	0.0	0.0	0.0	0.0	0.0
127.5	0.8	0.8	0.8	0.6	0.5	0.3	0.2	0.2	0.1	0.0	0.0	0.0	0.0	0.0
130.0	0.7	0.7	0.6	0.5	0.4	0.3	0.2	0.1	0.1	0.0	0.0	0.0	0.0	0.0
132.5	0.6	0.5	0.5	0.4	0.4	0.3	0.2	0.1	0.1	0.0	0.0	0.0	0.0	0.0
135.0	0.5	0.5	0.4	0.4	0.3	0.3	0.2	0.1	0.1	0.0	0.0	0.0	0.0	0.0
137.5	0.4	0.4	0.4	0.3	0.3	0.2	0.2	0.1	0.1	0.0	0.0	0.0	0.0	0.0
140.0	0.4	0.3	0.3	0.3	0.3	0.2	0.2	0.1	0.1	0.0	0.0	0.0	0.0	0.0
142.5	0.3	0.3	0.3	0.3	0.2	0.2	0.1	0.1	0.1	0.0	0.0	0.0	0.0	0.0
145.0	0.3	0.3	0.3	0.2	0.2	0.2	0.1	0.1	0.1	0.0	0.0	0.0	0.0	0.0
147.5	0.2	0.2	0.2	0.2	0.2	0.2	0.1	0.1	0.1	0.0	0.0	0.0	0.0	0.0
150.0	0.2	0.2	0.2	0.2	0.2	0.2	0.1	0.1	0.1	0.0	0.0	0.0	0.0	0.0
152.5	0.2	0.2	0.2	0.2	0.1	0.1	0.1	0.1	0.0	0.0	0.0	0.0	0.0	0.0
155.0	0.2	0.2	0.2	0.2	0.1	0.1	0.1	0.1	0.0	0.0	0.0	0.0	0.0	0.0
157.5	0.2	0.1	0.1	0.1	0.1	0.1	0.1	0.1	0.0	0.0	0.0	0.0	0.0	0.0



itl boulder
 THE LIGHT CENTER OF THE INDUSTRY SINCE 1955

INDEPENDENT TESTING LABORATORIES, INC.
 4066 CAMELOT CIRCLE, LONGMONT, CO 80504 USA

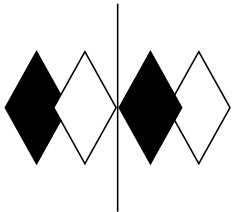
PHONE: (303) 442-1255 • FAX: (970) 535-3114 • E-MAIL: itl@itlboulder.com • WEBSITE: www.itlboulder.com

REPORT NUMBER: ITL87592-GONIOPHOTOMETRY
 ISSUE DATE: 06/15/16
 PREPARED FOR: RAB LIGHTING INC.

PAGE: 4 OF 8

CANDELA DISTRIBUTION
 LATERAL ANGLE

	0.0	5.0	15.0	25.0	35.0	45.0	55.0	65.0	75.0	85.0	90.0	112.5	135.0	157.5
160.0	0.1	0.1	0.1	0.1	0.1	0.1	0.1	0.1	0.0	0.0	0.0	0.0	0.0	0.0
162.5	0.1	0.1	0.1	0.1	0.1	0.1	0.1	0.1	0.0	0.0	0.0	0.0	0.0	0.0
165.0	0.1	0.1	0.1	0.1	0.1	0.1	0.1	0.1	0.0	0.0	0.0	0.0	0.0	0.0
167.5	0.0	0.0	0.0	0.0	0.0	0.1	0.0	0.0	0.0	0.0	0.0	0.0	0.0	0.0
170.0	0.0	0.0	0.0	0.0	0.0	0.0	0.0	0.0	0.0	0.0	0.0	0.0	0.0	0.0
172.5	0.0	0.0	0.0	0.0	0.0	0.0	0.0	0.0	0.0	0.0	0.0	0.0	0.0	0.0
175.0	0.0	0.0	0.0	0.0	0.0	0.0	0.0	0.0	0.0	0.0	0.0	0.0	0.0	0.0
177.5	0.0	0.0	0.0	0.0	0.0	0.0	0.0	0.0	0.0	0.0	0.0	0.0	0.0	0.0
180.0	0.0	0.0	0.0	0.0	0.0	0.0	0.0	0.0	0.0	0.0	0.0	0.0	0.0	0.0



itl boulder
THE LIGHT CENTER OF THE INDUSTRY SINCE 1955

INDEPENDENT TESTING LABORATORIES, INC.
4066 CAMELOT CIRCLE, LONGMONT, CO 80504 USA

PHONE: (303) 442-1255 • FAX: (970) 535-3114 • E-MAIL: itl@itlboulder.com • WEBSITE: www.itlboulder.com

REPORT NUMBER: ITL87592-GONIOPHOTOMETRY
ISSUE DATE: 06/15/16
PREPARED FOR: RAB LIGHTING INC.

PAGE: 5 OF 8

CANDELA DISTRIBUTION
LATERAL ANGLE

	180.0
0.0	0.0
2.5	0.0
5.0	0.0
7.5	0.0
10.0	0.0
12.5	0.0
15.0	0.0
17.5	0.0
20.0	0.0
22.5	0.0
25.0	0.0
27.5	0.0
30.0	0.0
32.5	0.0
35.0	0.0
37.5	0.0
40.0	0.0
42.5	0.0
45.0	0.0
47.5	0.0
50.0	0.0
52.5	0.0
55.0	0.0
57.5	0.0
60.0	0.0
62.5	0.0
65.0	0.0
67.5	0.0
70.0	0.0
72.5	0.0
75.0	0.0
77.5	0.0
80.0	0.0
82.5	0.0
85.0	0.0
87.5	0.0
90.0	0.0
92.5	0.0
95.0	0.0
97.5	0.0
100.0	0.0
102.5	0.0
105.0	0.0
107.5	0.0
110.0	0.0
112.5	0.0
115.0	0.0
117.5	0.0
120.0	0.0
122.5	0.0
125.0	0.0
127.5	0.0
130.0	0.0
132.5	0.0
135.0	0.0
137.5	0.0
140.0	0.0
142.5	0.0
145.0	0.0
147.5	0.0
150.0	0.0
152.5	0.0
155.0	0.0
157.5	0.0



itl boulder
THE LIGHT CENTER OF THE INDUSTRY SINCE 1955

INDEPENDENT TESTING LABORATORIES, INC.
4066 CAMELOT CIRCLE, LONGMONT, CO 80504 USA

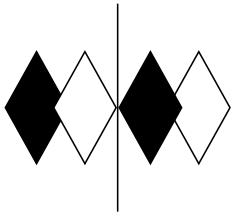
PHONE: (303) 442-1255 • FAX: (970) 535-3114 • E-MAIL: itl@itlboulder.com • WEBSITE: www.itlboulder.com

REPORT NUMBER: ITL87592-GONIOPHOTOMETRY
ISSUE DATE: 06/15/16
PREPARED FOR: RAB LIGHTING INC.

PAGE: 6 OF 8

CANDELA DISTRIBUTION
LATERAL ANGLE

	180.0
160.0	0.0
162.5	0.0
165.0	0.0
167.5	0.0
170.0	0.0
172.5	0.0
175.0	0.0
177.5	0.0
180.0	0.0



itl boulder

THE LIGHT CENTER OF THE INDUSTRY SINCE 1955

INDEPENDENT TESTING LABORATORIES, INC.
4066 CAMELOT CIRCLE, LONGMONT, CO 80504 USA

PHONE: (303) 442-1255 • FAX: (970) 535-3114 • E-MAIL: itl@itlboulder.com • WEBSITE: www.itlboulder.com

REPORT NUMBER: ITL87592-GONIOPHOTOMETRY
ISSUE DATE: 06/15/16
PREPARED FOR: RAB LIGHTING INC.

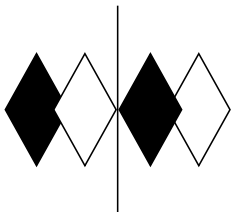
PAGE: 7 OF 8

5-DEGREE ZONAL LUMEN SUMMARY

0- 5	0.0
5- 10	0.0
10- 15	0.0
15- 20	0.0
20- 25	0.0
25- 30	1.1
30- 35	3.4
35- 40	4.8
40- 45	5.7
45- 50	6.0
50- 55	5.3
55- 60	3.4
60- 65	1.7
65- 70	0.8
70- 75	0.4
75- 80	0.3
80- 85	0.3
85- 90	0.4
90- 95	0.6
95-100	0.6
100-105	0.5
105-110	0.5
110-115	0.4
115-120	0.3
120-125	0.2
125-130	0.1
130-135	0.1
135-140	0.0
140-145	0.0
145-150	0.0
150-155	0.0
155-160	0.0
160-165	0.0
165-170	0.0
170-175	0.0
175-180	0.0

10-DEGREE ZONAL LUMEN SUMMARY

0- 10	0.0
0- 20	0.0
0- 30	1.2
0- 40	9.4
0- 50	21.1
0- 60	29.7
0- 70	32.2
0- 80	32.9
0- 90	33.6
0-100	34.7
0-110	35.7
0-120	36.5
0-130	36.8
0-140	36.9
0-150	36.9
0-160	37.0
0-170	37.0
0-180	37.0



itl boulder
THE LIGHT CENTER OF THE INDUSTRY SINCE 1955

INDEPENDENT TESTING LABORATORIES, INC.
 4066 CAMELOT CIRCLE, LONGMONT, CO 80504 USA

PHONE: (303) 442-1255 • FAX: (970) 535-3114 • E-MAIL: itl@itlboulder.com • WEBSITE: www.itlboulder.com

REPORT NUMBER: ITL87592-GONIOPHOTOMETRY

PAGE: 8 OF 8

ISSUE DATE: 06/15/16

PREPARED FOR: RAB LIGHTING INC.

COEFFICIENTS OF UTILIZATION - ZONAL CAVITY METHOD

EFFECTIVE FLOOR CAVITY REFLECTANCE 0.20

RC	80				70				50			30			10			0	
	RW	70	50	30	10	70	50	30	10	50	30	10	50	30	10	50	30	10	0
0	117	117	117	117	117	113	113	113	113	106	106	106	99	99	99	94	94	94	91
1	107	102	98	94	103	99	95	92	93	90	87	88	85	83	83	81	79	76	76
2	97	88	81	76	93	86	79	74	81	75	71	76	72	68	72	68	65	62	62
3	87	76	68	61	84	74	66	60	70	63	58	66	60	56	62	57	54	51	51
4	79	66	57	50	75	64	55	49	60	53	47	57	51	46	54	48	44	41	41
5	71	57	48	41	68	56	47	40	52	45	39	49	43	37	47	41	36	34	34
6	64	50	40	34	62	48	40	33	46	38	32	43	36	31	41	35	30	28	28
7	58	44	34	28	56	43	34	27	40	32	26	38	31	26	36	30	25	23	23
8	53	39	29	23	51	38	29	23	35	28	22	33	26	21	31	25	21	19	19
9	49	34	25	19	47	33	25	19	31	24	19	30	23	18	28	22	17	15	15
10	45	31	22	16	43	30	22	16	28	21	16	27	20	15	25	19	15	13	13

ALL CANDELA, LUMENS, LUMINANCE, AND VCP VALUES IN THIS REPORT ARE BASED ON ABSOLUTE PHOTOMETRY. THE COEFFICIENT OF UTILIZATION VALUES ARE BASED ON THE TOTAL ABSOLUTE LUMEN OUTPUT OF THIS TEST SAMPLE.

NOTE: THE ZONAL CAVITY CALCULATION TECHNIQUE IS ACCURATE WHEN LUMINAIRES WITH SYMMETRIC CANDELA DISTRIBUTIONS ARE EMPLOYED AND WHEN THE LUMINAIRES ARE LOCATED SYMMETRICALLY THROUGHOUT THE ROOM. THIS UNIT HAS SPECIAL CHARACTERISTICS AND THEREFORE THESE COEFFICIENTS SHOULD BE USED WITH CAUTION.