

LM-79-08 Test Report

For

RAB LIGHTING INC

(Brand Name: RAB LIGHTING)

408 W 14th St New York, NY 10014 United States

Replacement Lamps for High Bay Luminaires (UL Type B)

Model name(s): HIDFA-360S-EX39-8CCT-BYP/480V

Test & Report By:

Odin Wang

Engineer: Odin Wang

Date:2023-04-04

Review By:

Jason Luo

Manager: Jason Luo

1.1 Product Information:

Organization Name	RAB LIGHTING INC	
Brand Name	RAB LIGHTING	
Model Number	HIDFA-360S-EX39-8CCT-BYP/480V	
SKU (if available)	N/A	
Type of Luminaire (for integral lamps, list base type and lamp type)	Replacement Lamps for High Bay Luminaires (UL Type B)	
Rated Voltage / Frequency	277-480Vac, 50/60 Hz	
Nominal Power	360W	
Rated Initial Lamp Lumen	--	
Declared CCT	3000K,4000K,5000K(Color tunable)	
LED Manufacturer	Lumileds Holding B.V.	
LED Model	L128-3080RC35003P1 L128-5080RC35003P1	
Sample Number	UTC2303033E-C1	
Luminaire Aperture (for downlights)	--	in.
Luminaire Length	--	mm
Luminaires Width	--	mm
Number of Units (modular products)	N/A	s

Photo



1.2 Test Specifications:

Date of Receipt	2023-03-25
Date of Test	2023-03-30
Test item	<ol style="list-style-type: none"> 1. Total Luminous Flux 2. Luminous Distribution Intensity 3. Luminous Efficacy 4. Correlated Color Temperature 5. Color Rendering Index 6. Chromaticity Coordinate 7. Electrical Parameters
Reference Standard	<ol style="list-style-type: none"> 1. IES LM-79-2008 Electrical and Photometric Measurements of Solid-State Lighting Products 2. ANSI C78.377-2008 Specifications for the Chromaticity of Solid State Lighting Products 3. CIE 13.3-1995 Method of Measuring and Specifying Colour Rendering Properties of Light Sources 4. CIE 15-2004 Technical Report Colorimetry 5. IESNA LM-16-93 Practical Guide to Colorimetry of Light Source 6. IESNA TM-16-05 Technical Memorandum on Light Emitting Diode (LED) Sources and Systems
Reference Work Instruction	BL-QP-033

1.3 Test Methods

1) Photometric and Light Distribution Measurement – Goniophotometer Method:

Photometric parameters were measured using the goniophotometer and software. The ambient temperature shall be maintained at $25\text{ }^{\circ}\text{C} \pm 1\text{ }^{\circ}\text{C}$, measured at a point not more than 1 m from the sample and at the same height as the sample. The sample was operated at 277 or rated Volts AC, 60Hz. It was stabilized before measurement was made. Luminous flux, luminaire efficacy, zonal lumen were calculated from the software taken at 1 ° vertical intervals and 22.5 ° horizontal intervals. Goniophotometer far field detector $f1' = 1.42\%$, Test distance: 14.14m

2) Chromaticity Measurement – Sphere-Spectroradiometer Method:

Chromaticity parameters were measured using an integrating sphere, a spectroradiometer and software. The ambient temperature condition inside the sphere was maintained at $25\text{ }^{\circ}\text{C} \pm 1\text{ }^{\circ}\text{C}$. The sample measurements were made using a spectroradiometer connected by a fiber optic cable and detector through the detector port of the integrating sphere. The sample was operated at 277 or rated Volts AC, 60Hz. It was stabilized before measurement was made. Chromaticity coordinates, correlated color temperature and color rendering index were calculated from the spectral power distribution taken at 5 nm intervals over the range of 380 to 780 nm.

Self-absorption:

AST-CLW16-360WBCDH1-ad30K:1.213

AST-CLW16-360WBCDH1-ad40K:1.213

AST-CLW16-360WBCDH1-ad40K:1.213

3) Electrical Measurements:

Electrical parameters were measured using power meters incorporated in goniophotometer or sphere-spectroradiometer system. The ambient temperature surrounding the sample was maintained at $25\text{ }^{\circ}\text{C} \pm 1\text{ }^{\circ}\text{C}$. The sample was operated at 277 or rated Volts AC, 60Hz. It was stabilized before measurement was made. Voltage, frequency, current, power, power factor and total harmonic distortion were measured by and read from the power meter.

2.1 Electrical, Photometric and Chromaticity Measurements

(Refer to Work Instruction BL-QP-033)

Test date	2023-03-30	Test Ambient:	25.2 °C
Test Orientation	As intended	Stabilization Time (min)	90
Model Number	HIDFA-360S-EX39-8CCT-BYP/480V @360W 3000K		

Electrical Measurement:

Sample No.	Voltage (Vac)	Frequency (Hz)	Current (A)	Power (W)	Power Factor	THD %
UTC230303 3E-C1	277.0	60	1.311	353.41	0.973	17.39
	480.0	60	0.819	360.25	0.916	18.15
DLC Pass Criteria					$\geq 0.9(-3\%)$	$\leq 20(+5)$

Chromaticity Measurement - Sphere-Spectroradiometer Method in Lithonia

THD 400S A15 TB:

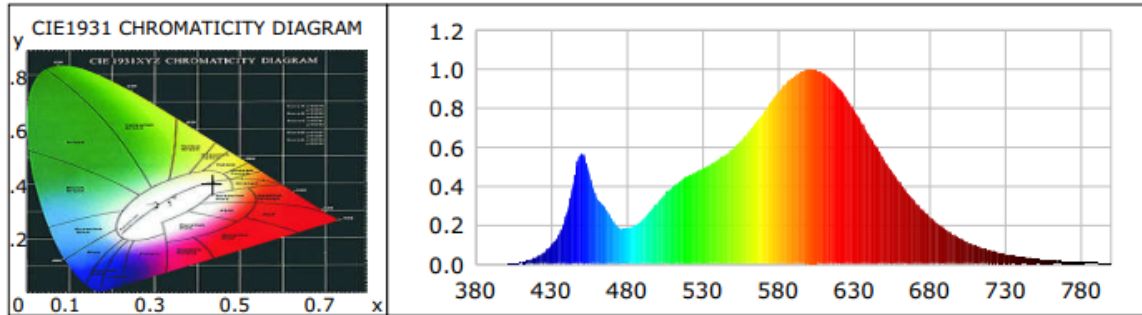
Parameter	Result	Special Color Rendering Indices			
Test Voltage (V)	277.0	R1	79	R9	-2
Frequency (Hz)	60	R2	90	R10	78
CCT (K)	3017	R3	96	R11	78
Duv	-0.0012	R4	79	R12	71
Chromaticity (x, y)	x=0.4339 y=0.4000	R5	80	R13	81
Chromaticity (u', v')	u(u')=0.2504 v'=0.5193	R6	89	R14	98
Color Rendering Index (CRI)	81	R7	80	R15	71
R9	-2	R8	55	--	--
Rf	83	--	--	--	--
Rg	96	--	--	--	--
Rcs,h1(%)	-13	--	--	--	--

Photometric Measurement – Goniophotometer Method in Lithonia THD 400S

A15 TB:

Parameter	Result		DLC V5.1 Pass Criteria
Test Voltage (V)	277.0	480.0	--
Frequency (Hz)	60	60	
Total Luminous (lm)	42028.8	42402.6	$\geq 10000(-10\%)$
Luminous Efficacy (lm/W)	118.92	117.70	Standard: $\geq 120(-3\%)$
Most worst Luminous/Highest	116.67		
Zonal lumens in the 20-50° (%)	33.40		$\geq 30\%(-10\%)$
Beam Angle (°)	155.6	--	--
Center Beam Candle Power (cd)	2930	--	--

Spectral Power Distribution & Chromaticity Diagram



WL(nm)	PL	PE(mW/nm)	WL(nm)	PL	PE(mW/nm)	WL(nm)	PL	PE(mW/nm)
380	0.0003	0.3423	535	0.4698	501.0226	690	0.3210	342.2975
385	0.0005	0.5832	540	0.4886	521.0750	695	0.2792	297.7046
390	0.0003	0.3311	545	0.5084	542.1545	700	0.2423	258.3571
395	0.0005	0.5140	550	0.5332	568.6395	705	0.2084	222.2746
400	0.0012	1.3290	555	0.5583	595.3922	710	0.1799	191.8407
405	0.0037	3.9108	560	0.5912	630.4663	715	0.1539	164.0964
410	0.0085	9.0130	565	0.6281	669.7693	720	0.1324	141.2139
415	0.0183	19.4921	570	0.6741	718.8663	725	0.1116	119.0364
420	0.0337	35.9644	575	0.7235	771.5259	730	0.0961	102.4849
425	0.0571	60.8382	580	0.7737	825.0954	735	0.0821	87.5403
430	0.0922	98.2980	585	0.8283	883.2866	740	0.0699	74.5123
435	0.1481	157.8862	590	0.8810	939.4376	745	0.0590	62.8904
440	0.2468	263.1919	595	0.9238	985.0735	750	0.0503	53.6640
445	0.4264	454.6822	600	0.9612	1025.0422	755	0.0432	46.0550
450	0.5675	605.1990	605	0.9874	1052.9621	760	0.0373	39.7277
455	0.4727	504.0700	610	1.0000	1066.3810	765	0.0310	33.0684
460	0.3468	369.8613	615	0.9957	1061.8088	770	0.0270	28.8322
465	0.2952	314.7634	620	0.9773	1042.2065	775	0.0226	24.0938
470	0.2318	247.2065	625	0.9469	1009.7891	780	0.0202	21.5156
475	0.1861	198.4978	630	0.9022	962.0665	785	0.0159	16.9887
480	0.1811	193.1521	635	0.8512	907.7131	790	0.0144	15.3490
485	0.1950	207.9048	640	0.7892	841.5651	795	0.0123	13.1000
490	0.2230	237.7847	645	0.7256	773.7432	800	0.0102	10.8980
495	0.2656	283.2158	650	0.6632	707.2271			
500	0.3120	332.7428	655	0.5981	637.7953			
505	0.3546	378.1414	660	0.5348	570.2819			
510	0.3932	419.3173	665	0.4754	506.9649			
515	0.4236	451.6844	670	0.4201	448.0377			
520	0.4483	478.1035	675	0.3676	391.9526			
525	0.4698	501.0226	680	0.3210	342.2975			
530	0.4886	521.0750	685	0.2792	297.7046			

TM30

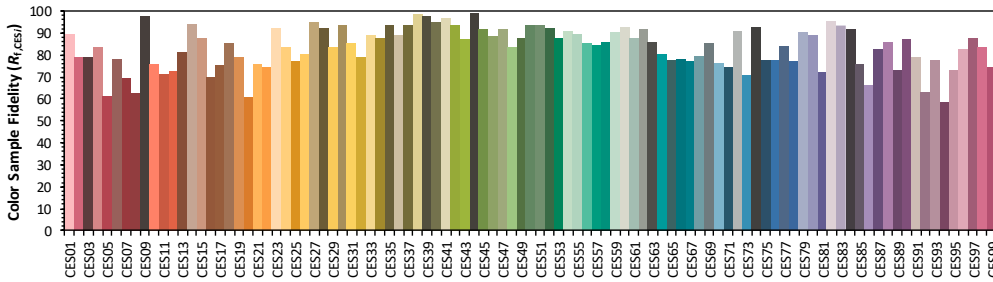
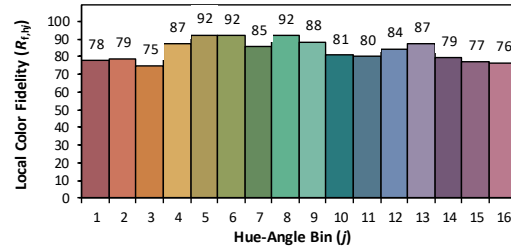
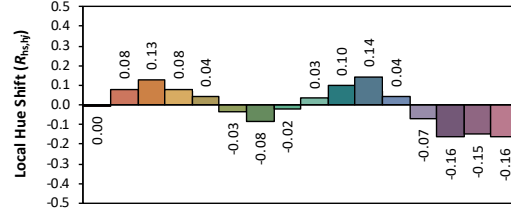
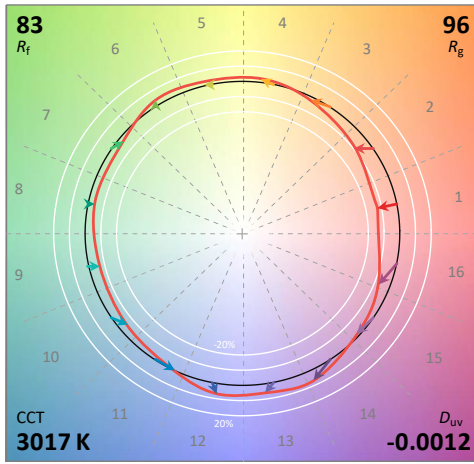
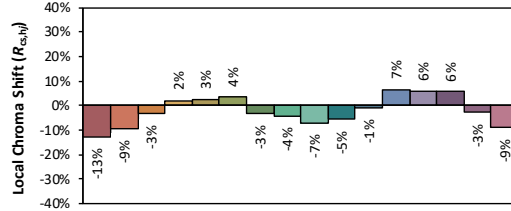
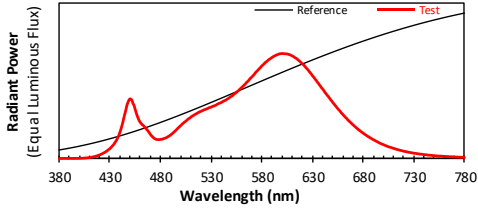
ANSI/IES TM-30-18 Color Rendition Report

Source: L128-3080RC35003P1

Manufacturer: RAB LIGHTING INC

Date: 2023/3/30

Model: HIDFA-360S-EX39-8CCT-BYP/480V @360W 3000K



Notes: This is a recommended method for displaying ANSI/IES TM-30-18 information.

x 0.4339
 y 0.3999
 u' 0.2504
 v' 0.5193

CIE 13.3-1995 (CRI)
 R_a 81
 R_g -2

Colors are for visual orientation purposes only. Created with the ANSI/IES TM-30-18 Calculator Version 2.00.

Zonal Lumen Tabulation

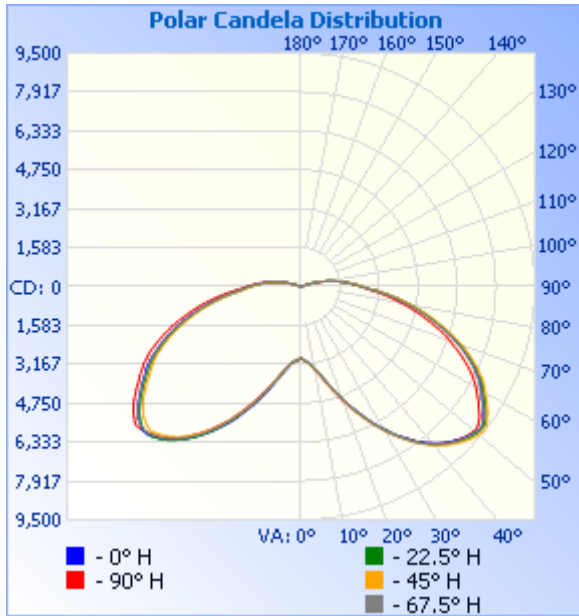
Zonal Lumen Summary

Zone	Lumens	% Lamp	% Luminaire
0-30	4,135.8	9.9%	9.8%
0-40	8,837.2	21%	21%
0-60	23,152.9	55.1%	55.1%
60-90	16,019.5	38.1%	38.1%
70-100	10,862.3	25.8%	25.8%
90-120	2,742.7	6.5%	6.5%
0-90	39,172.4	93.2%	93.2%
90-180	2,857.1	6.8%	6.8%
0-180	42,029.5	100%	100%

Lumens Per Zone

Zone	Lumens	% Total	Zone	Lumens	% Total
0-10	303.5	0.7%	90-100	1,919.3	4.6%
10-20	1,166.3	2.8%	100-110	736.6	1.8%
20-30	2,666.0	6.3%	110-120	86.8	0.2%
30-40	4,701.3	11.2%	120-130	36.0	0.1%
40-50	6,703.3	15.9%	130-140	27.2	0.1%
50-60	7,612.5	18.1%	140-150	21.9	0.1%
60-70	7,076.5	16.8%	150-160	16.3	0%
70-80	5,498.0	13.1%	160-170	10.0	0%
80-90	3,445.0	8.2%	170-180	3.1	0%

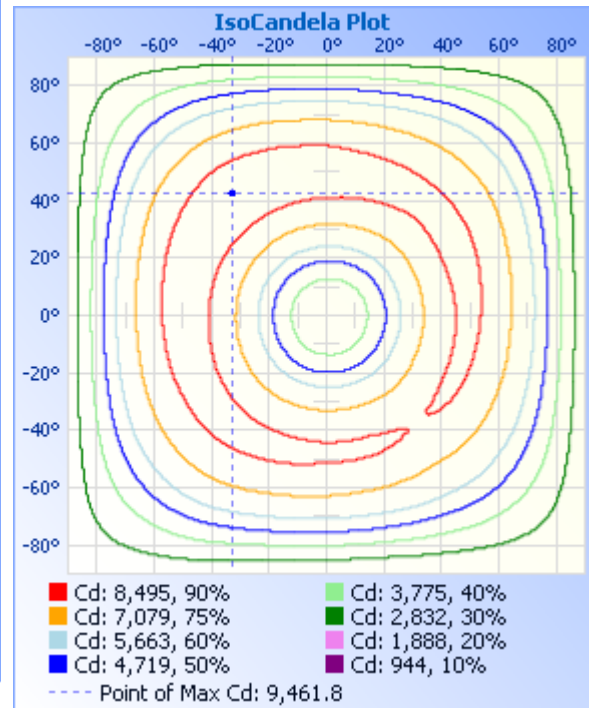
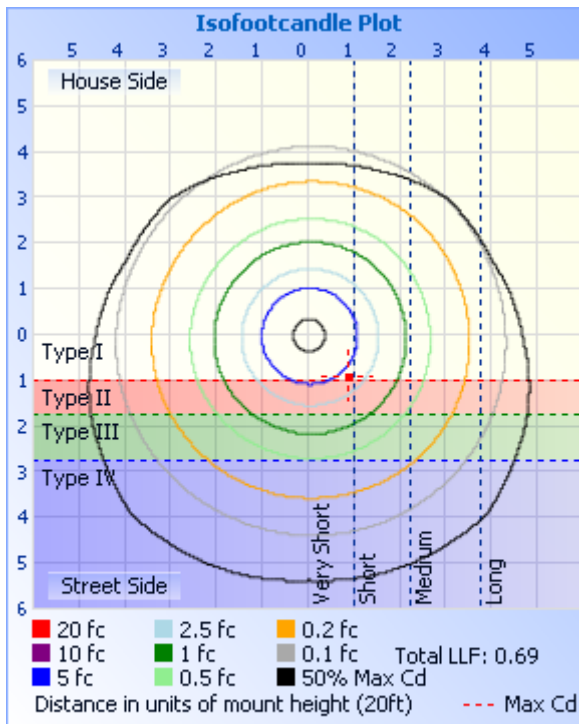
Photometric Data



Illuminance at a Distance

	Center Beam fc	Beam Width	
17.0ft	10.1 fc	133.5 ft	113.8 ft
34.0ft	2.53 fc	266.9 ft	227.6 ft
51.0ft	1.13 fc	400.4 ft	341.3 ft
68.0ft	0.63 fc	533.8 ft	455.1 ft
85.0ft	0.41 fc	667.3 ft	568.9 ft
102.0ft	0.28 fc	800.8 ft	682.7 ft

■ Vert. Spread: 151.4°
■ Horiz. Spread: 146.7°



Candela Table - Type C

	0	22.5	45	67.5	90	112.5	135	157.5	180	202.5	225	247.5	270	292.5	315	337.5	360
0	2930	2930	2930	2930	2930	2930	2930	2930	2930	2930	2930	2930	2930	2930	2930	2930	2930
1	2951	2957	2961	2960	2967	2965	2966	2955	2945	2939	2931	2929	2925	2926	2939	2937	2951
2	2986	2996	2995	2999	3002	2999	2994	2982	2984	2972	2963	2957	2947	2958	2969	2973	2986
3	3018	3036	3030	3029	3031	3022	3018	3004	3002	3003	2995	2984	3000	2993	3003	3011	3018
4	3047	3058	3061	3057	3066	3046	3044	3031	3024	3017	3013	3007	3011	3017	3035	3026	3047
5	3089	3096	3103	3089	3108	3089	3080	3059	3056	3044	3045	3030	3043	3046	3061	3064	3089
6	3128	3149	3152	3145	3160	3139	3127	3103	3100	3086	3088	3087	3079	3081	3102	3111	3128
7	3189	3211	3211	3200	3215	3208	3191	3161	3159	3140	3138	3128	3127	3125	3156	3163	3189
8	3254	3274	3280	3272	3301	3280	3261	3227	3233	3200	3198	3189	3193	3187	3211	3231	3254
9	3338	3353	3361	3355	3381	3362	3341	3303	3307	3278	3275	3262	3253	3259	3284	3304	3338
10	3424	3452	3451	3442	3482	3461	3445	3390	3401	3367	3360	3350	3345	3339	3365	3395	3424
11	3522	3547	3572	3541	3594	3562	3542	3504	3500	3462	3457	3446	3429	3434	3454	3489	3522
12	3629	3653	3676	3664	3709	3681	3662	3616	3623	3574	3566	3561	3528	3539	3568	3594	3629
13	3762	3770	3801	3779	3824	3809	3791	3727	3740	3695	3703	3674	3648	3648	3676	3725	3762
14	3899	3900	3937	3911	3970	3943	3926	3860	3879	3834	3825	3797	3774	3773	3802	3847	3899
15	4033	4049	4066	4050	4097	4092	4067	3994	4018	3964	3963	3928	3904	3902	3943	3980	4033
16	4189	4196	4222	4204	4265	4225	4213	4139	4165	4117	4106	4076	4050	4045	4077	4117	4189
17	4336	4356	4376	4357	4419	4393	4366	4316	4336	4269	4255	4237	4193	4197	4220	4273	4336
18	4489	4508	4536	4512	4575	4544	4539	4470	4496	4422	4409	4391	4350	4351	4386	4432	4489
19	4654	4687	4699	4677	4750	4703	4707	4642	4663	4591	4580	4560	4503	4510	4540	4589	4654
20	4830	4848	4872	4870	4927	4898	4871	4805	4854	4783	4738	4721	4663	4664	4696	4785	4830
21	5016	5039	5055	5056	5102	5069	5059	4982	5008	4959	4915	4897	4837	4843	4864	4952	5016
22	5189	5217	5235	5228	5274	5236	5226	5158	5205	5129	5088	5069	5022	5019	5035	5115	5189
23	5361	5400	5425	5405	5458	5427	5394	5349	5376	5313	5266	5271	5183	5190	5206	5285	5361
24	5537	5581	5611	5584	5638	5610	5592	5534	5549	5502	5429	5456	5360	5372	5377	5483	5537
25	5723	5763	5801	5776	5820	5809	5776	5716	5726	5684	5626	5636	5548	5550	5557	5660	5723
26	5936	5948	5995	5962	6014	5984	5944	5905	5932	5879	5806	5811	5734	5745	5737	5862	5936
27	6126	6148	6161	6165	6189	6163	6119	6095	6104	6056	5971	6001	5929	5918	5915	6048	6126
28	6312	6340	6345	6355	6373	6339	6304	6269	6279	6237	6141	6185	6126	6099	6097	6228	6312
29	6496	6540	6534	6544	6554	6525	6481	6450	6451	6417	6332	6361	6290	6303	6271	6406	6496

30	6672	6707	6740	6724	6739	6708	6652	6626	6623	6597	6502	6546	6463	6470	6451	6584	6672
31	6851	6878	6924	6920	6913	6921	6817	6810	6791	6796	6669	6716	6634	6651	6621	6776	6851
32	7044	7093	7093	7099	7103	7066	6998	6990	6963	6963	6829	6881	6824	6835	6789	6952	7044
33	7238	7253	7297	7268	7278	7225	7157	7151	7130	7127	6997	7075	6993	7037	6972	7136	7238
34	7385	7428	7472	7438	7440	7381	7324	7310	7283	7284	7156	7232	7162	7197	7124	7301	7385
35	7551	7601	7640	7622	7606	7550	7504	7468	7440	7462	7320	7388	7321	7356	7289	7464	7551
36	7738	7771	7814	7783	7767	7698	7648	7612	7591	7598	7458	7531	7467	7518	7479	7621	7738
37	7901	7930	7983	7956	7927	7843	7792	7758	7752	7743	7597	7683	7647	7672	7627	7777	7901
38	8041	8087	8140	8099	8069	7986	7926	7904	7885	7885	7743	7835	7792	7822	7767	7930	8041
39	8185	8232	8286	8237	8207	8123	8061	8042	8014	8025	7871	7961	7925	7955	7905	8076	8185
40	8328	8408	8425	8373	8328	8246	8178	8184	8136	8152	7980	8083	8045	8093	8016	8208	8328
41	8447	8516	8561	8495	8455	8378	8292	8281	8259	8268	8087	8200	8157	8217	8147	8321	8447
42	8572	8625	8685	8598	8569	8495	8403	8388	8341	8371	8185	8297	8254	8338	8252	8438	8572
43	8679	8735	8794	8698	8673	8570	8494	8490	8441	8448	8265	8384	8360	8439	8357	8537	8679
44	8773	8837	8899	8804	8768	8662	8585	8579	8516	8539	8336	8460	8448	8519	8450	8626	8773
45	8864	8934	9001	8911	8863	8740	8665	8635	8599	8608	8408	8525	8518	8601	8538	8710	8864
46	8952	9024	9098	8970	8934	8805	8739	8700	8662	8625	8470	8586	8587	8681	8615	8787	8952
47	9026	9113	9172	9043	9006	8865	8803	8748	8684	8652	8468	8642	8644	8747	8684	8860	9026
48	9099	9173	9263	9113	9061	8920	8851	8791	8690	8636	8431	8642	8700	8800	8748	8921	9099
49	9162	9243	9343	9163	9111	8959	8906	8770	8619	8589	8367	8629	8744	8844	8803	8974	9162
50	9221	9289	9387	9219	9154	8995	8912	8730	8574	8517	8320	8581	8759	8890	8848	9017	9221
51	9255	9333	9428	9265	9169	8952	8853	8682	8511	8427	8264	8517	8705	8897	8878	9056	9255
52	9309	9344	9462	9289	9124	8895	8770	8587	8398	8356	8154	8407	8615	8852	8892	9032	9309
53	9232	9319	9429	9228	9050	8823	8663	8495	8299	8213	8049	8291	8540	8782	8826	9003	9232
54	9154	9249	9343	9164	8966	8722	8566	8363	8193	8081	7936	8178	8427	8688	8739	8909	9154
55	9034	9156	9233	9084	8825	8581	8453	8229	8056	7960	7824	8029	8314	8553	8612	8796	9034
56	8945	9043	9142	8961	8705	8426	8328	8096	7916	7819	7673	7891	8180	8430	8492	8664	8945
57	8815	8912	9017	8799	8590	8318	8182	7946	7778	7681	7529	7751	8030	8262	8392	8540	8815
58	8663	8786	8897	8674	8454	8175	8056	7829	7658	7556	7410	7621	7904	8107	8245	8397	8663
59	8565	8685	8768	8561	8323	8021	7927	7683	7510	7385	7247	7480	7752	8005	8112	8275	8565
60	8440	8547	8626	8399	8202	7912	7790	7556	7368	7268	7117	7329	7615	7863	7987	8164	8440
61	8337	8421	8514	8298	8060	7785	7664	7403	7240	7122	6973	7211	7506	7752	7872	8034	8337

62	8217	8336	8395	8175	7919	7667	7538	7291	7140	6991	6855	7065	7361	7628	7761	7933	8217
63	8070	8187	8261	8038	7760	7493	7392	7151	6989	6848	6735	6936	7224	7503	7633	7822	8070
64	7903	8006	8062	7860	7584	7337	7250	7008	6822	6699	6588	6795	7119	7363	7480	7671	7903
65	7775	7870	7913	7706	7399	7167	7061	6823	6655	6524	6441	6644	6937	7206	7334	7473	7775
66	7555	7679	7713	7527	7209	6979	6898	6637	6479	6340	6227	6443	6795	7040	7163	7353	7555
67	7401	7487	7547	7347	7023	6806	6692	6455	6289	6182	6088	6260	6630	6863	6995	7139	7401
68	7189	7318	7324	7152	6819	6590	6494	6290	6121	5962	5882	6077	6423	6647	6806	6979	7189
69	7010	7115	7142	6957	6614	6380	6316	6057	5915	5813	5717	5907	6254	6487	6614	6760	7010
70	6804	6919	6918	6728	6422	6206	6119	5867	5746	5607	5537	5691	6056	6279	6435	6576	6804
71	6592	6670	6717	6536	6231	5981	5921	5685	5545	5420	5335	5547	5873	6067	6210	6367	6592
72	6381	6482	6488	6312	6027	5786	5710	5483	5378	5193	5155	5314	5653	5876	6009	6166	6381
73	6153	6233	6255	6089	5799	5590	5533	5296	5146	5021	4944	5145	5492	5648	5824	5940	6153
74	5932	6016	6043	5880	5582	5379	5322	5073	4947	4801	4749	4900	5244	5465	5593	5746	5932
75	5706	5781	5782	5624	5367	5139	5093	4856	4745	4614	4558	4723	5054	5214	5406	5514	5706
76	5486	5540	5606	5420	5139	4939	4884	4668	4546	4402	4372	4517	4832	5037	5156	5289	5486
77	5272	5337	5315	5186	4945	4723	4687	4461	4354	4215	4192	4326	4644	4822	4994	5081	5272
78	5041	5093	5136	4964	4708	4534	4483	4246	4142	4015	3988	4135	4429	4632	4753	4871	5041
79	4821	4881	4863	4723	4514	4321	4280	4051	3926	3824	3777	3927	4240	4419	4573	4669	4821
80	4621	4649	4684	4521	4297	4138	4077	3840	3748	3602	3598	3729	4045	4214	4328	4453	4621
81	4384	4411	4418	4280	4068	3909	3857	3654	3524	3412	3391	3569	3833	3984	4138	4227	4384
82	4136	4179	4204	4054	3868	3695	3672	3408	3336	3241	3240	3338	3622	3795	3920	4020	4136
83	3931	3953	3987	3845	3655	3522	3470	3254	3149	3039	3030	3196	3416	3568	3709	3812	3931
84	3698	3701	3724	3599	3478	3305	3264	3053	2954	2866	2868	2968	3205	3390	3495	3570	3698
85	3515	3521	3527	3418	3257	3124	3072	2874	2787	2673	2683	2818	3033	3174	3307	3400	3515
86	3240	3234	3280	3151	3084	2929	2885	2693	2576	2509	2520	2630	2822	2986	3088	3154	3240
87	3082	3074	3094	2995	2867	2751	2722	2525	2441	2374	2365	2468	2636	2758	2892	2997	3082
88	2804	2793	2824	2737	2707	2597	2558	2406	2332	2282	2269	2349	2460	2591	2683	2724	2804
89	2679	2659	2673	2596	2572	2468	2451	2297	2226	2154	2151	2251	2347	2446	2551	2614	2679
90	2474	2457	2511	2443	2447	2350	2335	2188	2105	2086	2064	2146	2227	2326	2404	2429	2474
91	2382	2355	2402	2329	2320	2246	2219	2067	2018	1950	1960	2042	2127	2205	2285	2337	2382
92	2249	2241	2258	2218	2215	2123	2101	1975	1876	1872	1844	1933	2006	2111	2172	2219	2249
93	2137	2127	2155	2093	2084	2018	1973	1854	1815	1756	1765	1822	1910	1985	2048	2080	2137

94	2005	2005	2019	1978	1974	1886	1877	1764	1662	1649	1625	1726	1781	1882	1949	1988	2005
95	1900	1882	1916	1858	1837	1796	1759	1628	1597	1570	1566	1610	1700	1751	1813	1854	1900
96	1770	1779	1769	1748	1755	1666	1627	1549	1475	1462	1430	1529	1564	1680	1727	1764	1770
97	1683	1668	1686	1643	1601	1565	1528	1419	1385	1371	1357	1401	1488	1541	1587	1640	1683
98	1548	1541	1545	1528	1514	1445	1411	1343	1274	1268	1249	1318	1365	1461	1513	1535	1548
99	1441	1454	1470	1416	1386	1350	1309	1224	1177	1172	1159	1212	1270	1336	1378	1421	1441
100	1316	1330	1320	1303	1289	1236	1190	1132	1067	1064	1043	1123	1162	1242	1280	1312	1316
101	1214	1224	1226	1184	1174	1126	1074	1016	992	980	973	1015	1064	1127	1177	1196	1214
102	1103	1121	1120	1093	1039	999	976	927	843	869	844	934	959	1033	1058	1112	1103
103	981	1003	995	969	950	910	846	805	786	768	780	809	851	918	954	986	981
104	889	907	899	880	817	788	752	715	637	667	648	731	745	832	845	903	889
105	769	789	773	759	723	691	623	600	558	565	575	612	653	711	749	772	769
106	670	691	684	661	581	562	534	497	456	484	476	519	540	604	628	683	670
107	549	568	545	524	500	476	421	393	379	376	387	416	452	502	535	557	549
108	470	482	466	461	383	330	335	294	302	298	320	321	358	430	432	476	470
109	371	367	368	308	313	253	240	211	211	207	228	234	296	306	352	361	371
110	285	287	292	251	197	180	164	150	137	160	155	181	212	230	268	275	285
111	202	194	182	182	125	124	114	122	116	123	120	122	127	171	184	192	202
112	123	144	131	122	96	98	99	101	101	101	102	110	104	115	131	140	123
113	109	118	109	97	82	83	91	89	86	88	90	90	90	98	114	113	109
114	99	101	95	82	73	70	75	73	72	80	87	71	74	84	97	97	99
115	75	81	86	77	44	59	49	68	68	69	64	61	58	76	91	84	75
116	66	66	68	63	51	47	50	61	63	63	69	62	50	62	70	64	66
117	60	65	66	62	44	47	53	49	56	62	64	40	54	57	66	66	60
118	59	60	56	53	40	46	49	53	56	66	57	57	39	44	60	65	59
119	57	59	56	47	35	38	47	48	54	43	54	52	39	50	61	60	57
120	52	52	35	46	40	39	43	53	47	56	56	50	47	49	43	57	52
121	42	47	50	42	29	39	33	49	46	50	47	40	40	43	48	44	42
122	42	50	46	38	40	34	35	52	54	52	44	44	41	37	45	50	42
123	44	47	44	33	33	34	40	46	50	52	45	40	44	42	48	49	44
124	36	53	39	39	36	31	34	47	41	51	32	34	37	35	42	52	36
125	44	47	40	36	41	23	35	44	41	47	33	26	46	41	24	30	44

126	41	44	40	38	27	23	30	42	40	48	46	37	45	32	32	40	41
127	40	49	33	30	34	27	24	43	39	50	36	37	36	34	23	51	40
128	40	48	38	33	31	27	30	43	41	49	41	34	33	34	39	42	40
129	40	41	38	33	30	30	33	42	37	48	39	38	39	38	36	41	40
130	38	39	42	29	31	28	31	36	42	43	36	34	36	31	40	44	38
131	43	36	36	29	28	22	31	36	36	42	34	37	33	30	39	45	43
132	40	39	42	35	28	22	36	40	35	47	40	37	30	31	29	43	40
133	38	47	29	34	28	26	34	40	36	42	42	33	25	33	34	42	38
134	39	43	39	34	25	25	34	31	37	44	37	33	25	32	39	42	39
135	34	35	37	32	24	28	34	40	40	45	37	27	28	26	41	45	34
136	40	43	42	34	29	21	31	37	40	43	40	36	31	36	37	40	40
137	36	40	39	32	30	29	34	36	36	29	38	39	22	35	32	39	36
138	42	39	39	33	32	28	32	31	39	40	34	42	31	32	38	38	42
139	36	36	33	37	30	25	30	31	35	41	36	44	26	35	40	42	36
140	35	35	37	34	32	26	29	37	34	44	38	38	28	27	39	30	35
141	38	36	41	34	28	21	36	38	38	36	40	45	29	33	35	30	38
142	36	38	27	33	31	27	31	29	35	38	41	40	30	38	42	36	36
143	36	31	34	36	30	26	34	38	35	38	36	43	33	35	38	36	36
144	37	33	35	34	31	30	33	33	34	45	44	41	24	34	36	37	37
145	33	41	38	35	30	28	34	40	36	36	41	45	31	36	36	33	33
146	27	41	42	34	30	30	34	34	37	36	43	45	27	35	34	38	27
147	27	37	37	36	31	26	36	33	37	40	44	37	30	32	43	37	27
148	36	33	39	36	31	30	31	36	37	37	39	42	28	33	40	33	36
149	39	32	33	37	31	23	32	32	32	34	38	42	32	34	33	36	39
150	33	35	38	34	31	26	34	32	37	36	40	41	27	33	36	37	33
151	38	38	41	39	31	29	31	31	29	35	35	41	33	35	37	37	38
152	39	36	37	37	29	26	27	37	34	38	41	37	29	37	33	36	39
153	34	38	41	34	30	31	35	38	37	40	41	42	33	36	39	35	34
154	36	41	42	32	31	28	36	37	39	37	36	40	27	38	38	37	36
155	36	40	40	39	30	28	33	28	33	34	40	43	32	36	42	37	36
156	39	35	41	38	28	28	24	40	37	40	37	41	34	34	37	34	39
157	35	37	39	35	25	24	29	34	40	37	41	33	34	37	32	36	35

158	35	34	42	33	33	29	37	32	39	16	44	44	28	33	36	35	35
159	36	34	40	37	33	25	32	34	37	42	43	38	31	37	37	35	36
160	37	36	39	35	31	32	42	42	32	37	31	39	29	37	40	40	37
161	37	37	29	36	30	22	31	33	32	40	39	41	30	37	38	37	37
162	36	40	40	36	31	31	33	33	37	39	40	41	30	40	37	35	36
163	37	32	39	42	25	34	37	38	37	34	36	42	28	37	36	28	37
164	37	31	45	37	31	42	37	30	34	37	42	42	29	36	36	36	37
165	36	42	44	33	32	39	30	34	34	33	34	41	22	39	39	37	36
166	34	37	39	39	37	28	34	36	40	37	41	41	33	38	35	33	34
167	39	29	43	36	37	35	32	37	34	34	40	41	31	37	32	34	39
168	38	37	33	36	33	30	34	36	24	36	23	33	34	28	36	39	38
169	35	35	38	34	28	28	39	32	37	38	40	37	37	34	28	35	35
170	38	34	39	34	28	29	34	33	38	35	34	43	30	24	38	29	38
171	33	38	30	34	34	25	31	36	39	39	38	38	24	35	32	34	33
172	38	33	35	34	25	26	36	29	41	38	36	40	27	31	35	32	38
173	36	30	33	28	22	24	34	35	29	39	35	38	31	32	32	34	36
174	39	39	29	31	24	27	32	33	40	35	36	36	25	36	31	33	39
175	36	33	35	34	33	28	35	34	36	38	36	36	26	34	35	26	36
176	34	31	30	29	28	24	32	32	35	33	38	36	21	30	34	29	34
177	31	32	39	26	28	24	33	26	20	32	33	35	25	28	34	32	31
178	34	33	31	28	30	23	32	29	33	26	24	32	27	30	29	31	34
179	34	31	33	29	20	24	32	26	31	35	37	29	22	31	31	34	34
180	33	36	29	25	23	24	28	33	29	33	36	29	24	28	33	29	33

2.2 Electrical, Photometric and Chromaticity Measurements

(Refer to Work Instruction BL-QP-033)

Test date	2023-03-30	Test Ambient:	25.2 °C
Test Orientation	As intended	Stabilization Time (min)	90
Model Number	HIDFA-360S-EX39-8CCT-BYP/480V @360W 4000K		

Electrical Measurement:

Sample No.	Voltage (Vac)	Frequency (Hz)	Current (A)	Power (W)	Power Factor	THD %
UTC230303	277.0	60	1.271	342.81	0.974	17.26
3E-C1	480.0	60	0.796	349.78	0.915	18.04
DLC Pass Criteria					>= 0.9(-3%)	<= 20(+5)

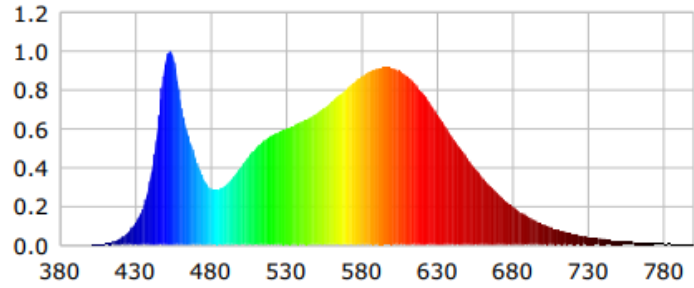
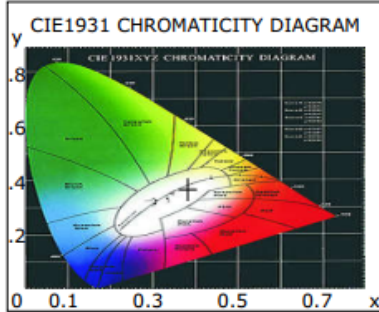
Chromaticity Measurement - Sphere-Spectroradiometer Method in Lithonia THD 400S A15 TB:

Parameter	Result	Special Color Rendering Indices			
Test Voltage (V)	277.0	R1	83	R9	8
Frequency (Hz)	60	R2	92	R10	80
CCT (K)	3916	R3	95	R11	80
Duv	-0.0027	R4	81	R12	65
Chromaticity (x, y)	x=0.3822 y=0.3720	R5	83	R13	85
Chromaticity (u', v')	u(u')=0.2282 v'(v')=0.4997	R6	88	R14	98
Color Rendering Index (CRI)	84	R7	83	R15	77
R9	9	R8	63	--	--
Rf	84	--	--	--	--
Rg	95	--	--	--	--
Rcs,h1(%)	-12	--	--	--	--

Photometric Measurement – Goniophotometer Method in Lithonia THD 400S A15 TB:

Parameter	Result		DLC V5.1 Pass Criteria
Test Voltage (V)	277.0	480.0	--
Frequency (Hz)	60	60	
Total Luminous (lm)	46053.1	46552.2	>= 1000(-10%)
Luminous Efficacy (lm/W)	134.34	133.09	Standard: >= 105(-3%)
Most worst Luminous/Highest	131.66		

Spectral Power Distribution & Chromaticity Diagram



WL(nm)	PL	PE(mW/nm)	WL(nm)	PL	PE(mW/nm)	WL(nm)	PL	PE(mW/nm)
380	0.0002	0.2468	535	0.5831	648.6814	690	0.2648	294.6180
385	0.0006	0.6728	540	0.5988	666.1657	695	0.2284	254.0972
390	0.0004	0.4734	545	0.6145	683.6941	700	0.1972	219.3421
395	0.0007	0.7858	550	0.6366	708.2263	705	0.1708	189.9841
400	0.0014	1.5038	555	0.6544	728.0386	710	0.1468	163.3244
405	0.0030	3.2940	560	0.6787	755.0694	715	0.1254	139.5602
410	0.0073	8.1601	565	0.7055	784.9219	720	0.1076	119.6693
415	0.0163	18.1560	570	0.7395	822.6777	725	0.0917	102.0473
420	0.0325	36.1968	575	0.7720	858.8918	730	0.0781	86.9284
425	0.0612	68.0907	580	0.8047	895.1980	735	0.0655	72.8936
430	0.1091	121.3898	585	0.8393	933.7245	740	0.0565	62.8264
435	0.1893	210.6293	590	0.8710	969.0432	745	0.0483	53.7712
440	0.3316	368.9155	595	0.8934	993.8739	750	0.0411	45.7446
445	0.6079	676.3421	600	0.9111	1013.6255	755	0.0349	38.8168
450	0.9349	1040.0797	605	0.9188	1022.2222	760	0.0302	33.6138
455	0.9762	1086.0771	610	0.9159	1018.9898	765	0.0255	28.3241
460	0.7537	838.4699	615	0.9000	1001.2512	770	0.0218	24.2462
465	0.5695	633.6056	620	0.8722	970.3902	775	0.0185	20.5294
470	0.4510	501.7185	625	0.8342	928.1042	780	0.0153	17.0395
475	0.3472	386.3026	630	0.7866	875.0893	785	0.0135	15.0663
480	0.2909	323.6578	635	0.7344	817.0369	790	0.0124	13.8117
485	0.2863	318.4714	640	0.6763	752.3652	795	0.0098	10.8684
490	0.3094	344.1880	645	0.6182	687.7465	800	0.0083	9.2666
495	0.3497	389.0311	650	0.5592	622.1157			
500	0.4030	448.3843	655	0.5016	558.0416			
505	0.4533	504.3053	660	0.4476	497.9802			
510	0.4993	555.4793	665	0.3952	439.6149			
515	0.5348	594.9579	670	0.3473	386.3667			
520	0.5618	625.0333	675	0.3043	338.5321			
525	0.5831	648.6814	680	0.2648	294.6180			
530	0.5988	666.1657	685	0.2284	254.0972			

TM30

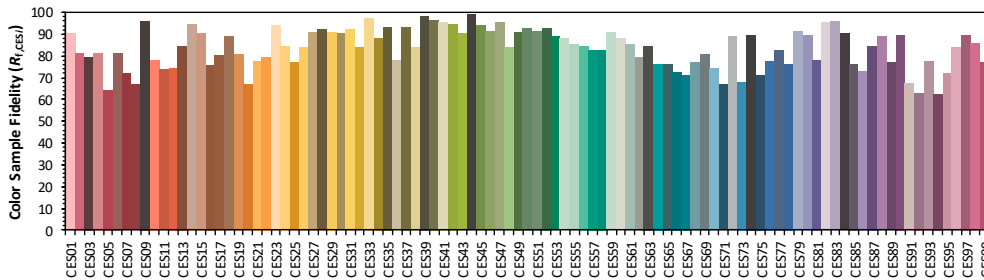
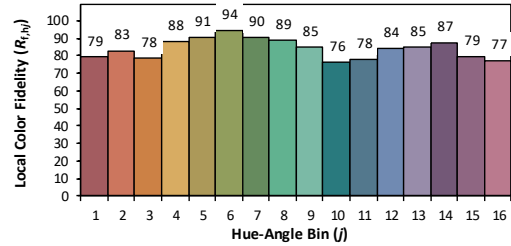
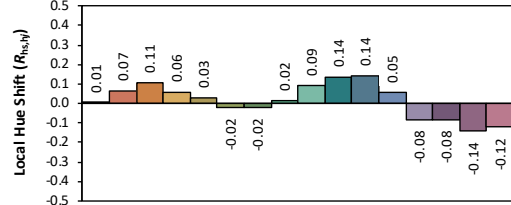
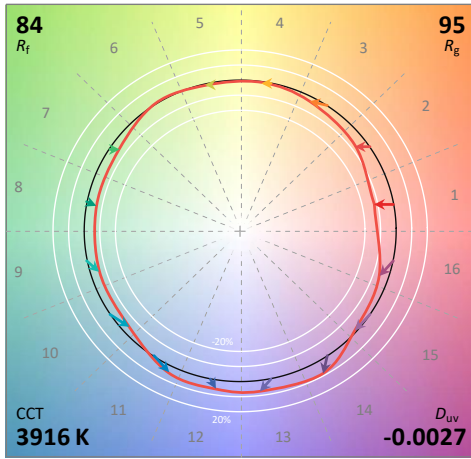
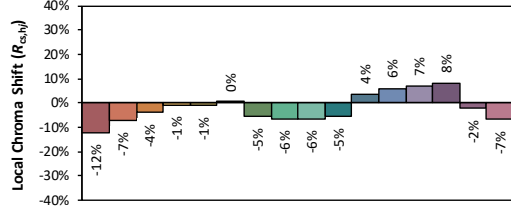
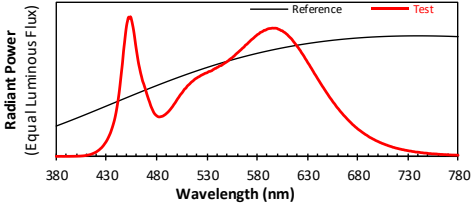
ANSI/IES TM-30-18 Color Rendition Report

Source: L128-3080RC35003P1
L128-5080RC35003P1

Date: 2023-03-30

Manufacturer: RAB LIGHTING INC

Model: HIDFA-360S-EX39-8CCT-BYP/480V
@360W 4000K



Notes: This is a recommended method for displaying ANSI/IES TM-30-18 information.

x 0.3822
 y 0.3720
 u' 0.2282
 v' 0.4997

CIE 13.3-1995 (CRI)
 R_a 84
 R_9 9

Colors are for visual orientation purposes only. Created with the ANSI/IES TM-30-18 Calculator Version 2.00.

2.3 Electrical, Photometric and Chromaticity Measurements

(Refer to Work Instruction BL-QP-033)

Test date	2023-03-30	Test Ambient:	25.2 °C
Test Orientation	As intended	Stabilization Time (min)	90
Model Number	HIDFA-360S-EX39-8CCT-BYP/480V @360W 5000K		

Electrical Measurement:

Sample No.	Voltage (Vac)	Frequency (Hz)	Current (A)	Power (W)	Power Factor	THD %
UTC230303	277.0	60	1.310	353.51	0.974	17.42
3E-C1	480.0	60	0.820	360.38	0.916	18.26
DLC Pass Criteria					>= 0.9(-3%)	<= 20(+5)

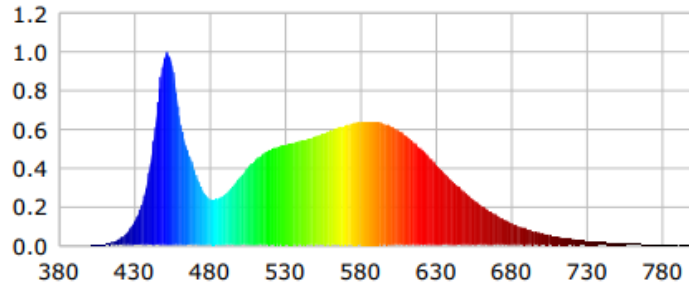
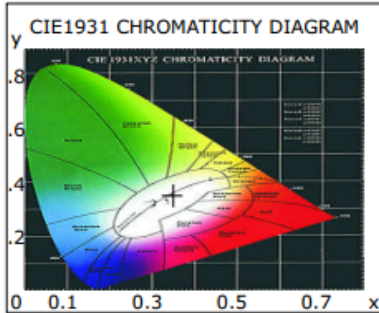
Chromaticity Measurement - Sphere-Spectroradiometer Method in Lithonia THD 400S A15 TB:

Parameter	Result	Special Color Rendering Indices			
Test Voltage (V)	277.0	R1	80	R9	-1
Frequency (Hz)	60	R2	88	R10	72
CCT (K)	5015	R3	94	R11	79
Duv	0.0005	R4	80	R12	56
Chromaticity (x, y)	x=0.3478 y=0.3559	R5	80	R13	82
Chromaticity (u', v')	u(u')=0.2116 v'(v')=0.4871	R6	83	R14	97
Color Rendering Index (CRI)	82	R7	86	R15	74
R9	0	R8	64	--	--
Rf	83	--	--	--	--
Rg	95	--	--	--	--
Rcs,h1(%)	-14	--	--	--	--

Photometric Measurement – Goniophotometer Method in Lithonia THD 400S A15 TB:

Parameter	Result		DLC V5.1 Pass Criteria
Test Voltage (V)	277.0	480.0	--
Frequency (Hz)	60	60	
Total Luminous (lm)	45185.6	45584.5	>=10000(-10%)
Luminous Efficacy (lm/W)	127.82	126.49	Standard: >= 120(-3%)
Most worst Luminous/Highest	125.38		

Spectral Power Distribution & Chromaticity Diagram



WL(nm)	PL	PE(mW/nm)	WL(nm)	PL	PE(mW/nm)	WL(nm)	PL	PE(mW/nm)
380	0.0004	0.4955	535	0.5085	702.2614	690	0.1551	214.2311
385	0.0005	0.6896	540	0.5169	713.8428	695	0.1344	185.6619
390	0.0005	0.6335	545	0.5269	727.6588	700	0.1157	159.7287
395	0.0009	1.2419	550	0.5400	745.6937	705	0.0995	137.3631
400	0.0009	1.2572	555	0.5491	758.2824	710	0.0855	118.0540
405	0.0025	3.4282	560	0.5628	777.2182	715	0.0731	100.9926
410	0.0061	8.4465	565	0.5764	795.9612	720	0.0622	85.9057
415	0.0149	20.5256	570	0.5942	820.5696	725	0.0519	71.7006
420	0.0317	43.7387	575	0.6075	838.9930	730	0.0454	62.7437
425	0.0626	86.4722	580	0.6184	853.9592	735	0.0376	51.8911
430	0.1168	161.2869	585	0.6313	871.8079	740	0.0329	45.3938
435	0.2086	288.0494	590	0.6386	881.9262	745	0.0278	38.3559
440	0.3792	523.6865	595	0.6415	885.8235	750	0.0232	32.0233
445	0.6801	939.1328	600	0.6387	882.0535	755	0.0199	27.4261
450	0.9641	1331.4408	605	0.6313	871.7429	760	0.0171	23.6338
455	0.9386	1296.2087	610	0.6170	852.0215	765	0.0147	20.2890
460	0.6749	931.9703	615	0.5942	820.5751	770	0.0125	17.2115
465	0.4989	688.9525	620	0.5663	781.9736	775	0.0104	14.3135
470	0.3895	537.8854	625	0.5345	738.1314	780	0.0092	12.6729
475	0.2915	402.5687	630	0.4980	687.7028	785	0.0080	11.0894
480	0.2421	334.3085	635	0.4602	635.5185	790	0.0063	8.7381
485	0.2404	331.9153	640	0.4178	576.9897	795	0.0058	7.9970
490	0.2627	362.7397	645	0.3776	521.4816	800	0.0048	6.6824
495	0.3009	415.5823	650	0.3394	468.6926			
500	0.3516	485.5629	655	0.3013	416.1440			
505	0.3981	549.8028	660	0.2673	369.0775			
510	0.4395	606.9324	665	0.2353	324.8817			
515	0.4697	648.6089	670	0.2055	283.7361			
520	0.4918	679.1341	675	0.1785	246.5355			
525	0.5085	702.2614	680	0.1551	214.2311			
530	0.5169	713.8428	685	0.1344	185.6619			

TM-30

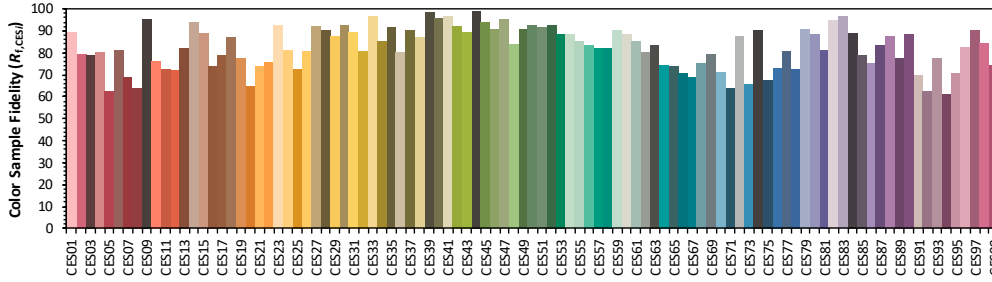
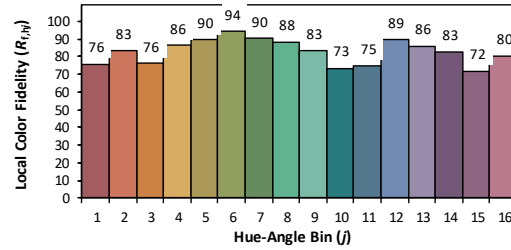
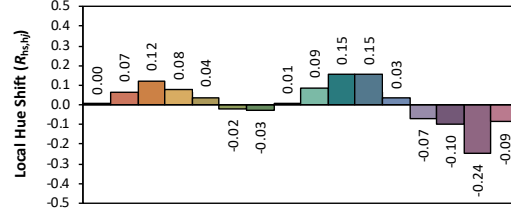
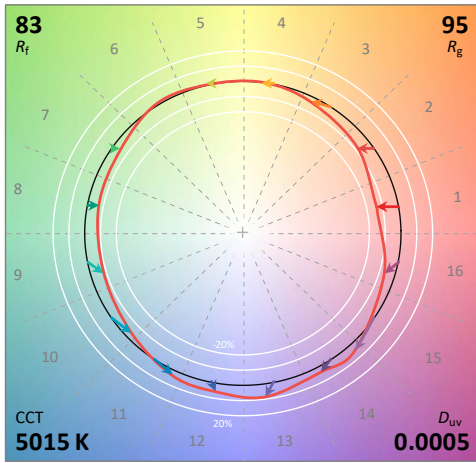
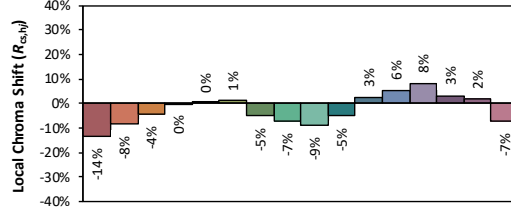
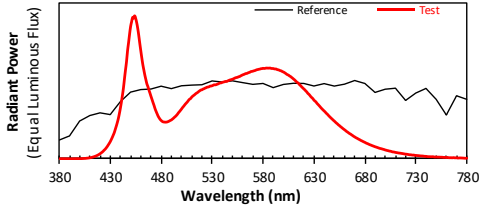
ANSI/IES TM-30-18 Color Rendition Report

Source: L128-5080RC35003P1

Manufacturer: RAB LIGHTING INC

Date: 2023/3/30

Model: HIDFA-360S-EX39-8CCT-BYP/480V @360W 5000K



Notes: This is a recommended method for displaying ANSI/IES TM-30-18 information.

x 0.3448
 y 0.3523
 u' 0.2109
 v' 0.4850

CIE 13.3-1995 (CRI)	
R_a	82
R_9	0

Colors are for visual orientation purposes only. Created with the ANSI/IES TM-30-18 Calculator Version 2.00.

3. Test Equipment

Equipment Name	Model No.	Serial No.	Calibration Date
Goniophotometric System	GPM-3000	DYHXF120001	2023-01-17
AC Power Source	CHP-500C	DYBWD010159	2023-01-18
Total Luminous Flux Standard Lamp	24V/150W	DYJYR040040	2023-02-01
Digital Power Meter	WT500	DYDWQ20010	2023-01-18
Integral Sphere (2M)	2M	DYJCE120067	2023-01-17
Digital Power Meter	WT500	DYDWQ200006	2023-01-18
Optical Color and Electrical Measurement System	CMS-3000S	DYJCE120067	2023-01-17
Expand Uncertainty: Photometric Measurement (Sphere): 2.08%, k=2 Chromaticity Measurement(Sphere):25.6K, k=2 Photometric Measurement(Goniophotometer):2.645%, k=2			

***** END OF REPORT *****

2.1 Electrical, Photometric and Chromaticity Measurements

(Refer to Work Instruction BL-QP-033)

Test date	2024-09-20	Test Ambient:	25.3 °C
Test Orientation	As intended	Stabilization Time (min)	90
Model Number	HIDFA-360S-EX39-8CCT-BYP/480V @270W 3000K		

Electrical Measurement:

Sample No.	Voltage (Vac)	Frequency (Hz)	Current (A)	Power (W)	Power Factor	THD %
	277.0	60	1.023	273.01	0.971	20.1
	480.0	60	0.627	286.71	0.959	22.1
DLC Pass Criteria					$\geq 0.9(-3\%)$	$\leq 20(+5)$

Chromaticity Measurement - Sphere-Spectroradiometer Method in Lithonia

THD 400S A15 TB:

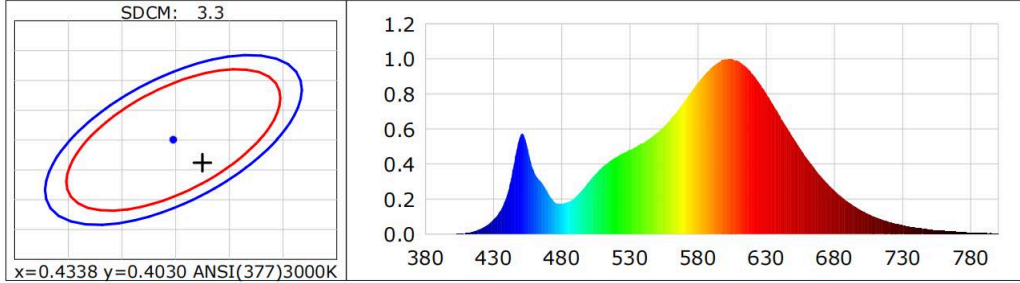
Parameter	Result	Special Color Rendering Indices			
Test Voltage (V)	277.0	R1	80	R9	0
Frequency (Hz)	60	R2	91	R10	79
CCT (K)	2967	R3	95	R11	79
Duv	-0.00190	R4	79	R12	72
Chromaticity (x, y)	x=0.4365 y=0.3992	R5	81	R13	82
Chromaticity (u', v')	u(u')=0.2524 v'=0.5194	R6	89	R14	98
Color Rendering Index (CRI)	81.2	R7	80	R15	72
R9	0	R8	55	--	--
Rf	83	--	--	--	--
Rg	96	--	--	--	--
Rcs,h1(%)	-12	--	--	--	--

Photometric Measurement – Goniophotometer Method in Lithonia THD 400S

A15 TB:

Parameter	Result		DLC V5.1 Pass Criteria
Test Voltage (V)	277.0	480.0	--
Frequency (Hz)	60	60	
Total Luminous (lm)	43430.7	45300.6	$\geq 10000(-10\%)$
Luminous Efficacy (lm/W)	159.08	158.34	Standard: $\geq 120(-3\%)$
Most worst Luminous/Highest	157.86		
Zonal lumens in the 20-50° (%)	11.2	--	$\geq 30(-10\%)$
Beam Angle (°)	165.7	--	--
Center Beam Candle Power (cd)	515.0	--	--

Spectral Power Distribution & Chromaticity Diagram



WL(nm)	PL	PE(mW/nm)	WL(nm)	PL	PE(mW/nm)	WL(nm)	PL	PE(mW/nm)
380	0.0003	0.2821	525	0.4622	432.2371	670	0.3291	307.8110
385	0.0002	0.1740	530	0.4807	449.5119	675	0.2866	268.0763
390	0.0003	0.2343	535	0.5006	468.1712	680	0.2477	231.6109
395	0.0003	0.3212	540	0.5209	487.1905	685	0.2139	200.0571
400	0.0009	0.8388	545	0.5484	512.9126	690	0.1841	172.1775
405	0.0026	2.3884	550	0.5801	542.4949	695	0.1581	147.8129
410	0.0069	6.4196	555	0.6152	575.3595	700	0.1345	125.7784
415	0.0154	14.3922	560	0.6590	616.2615	705	0.1143	106.9279
420	0.0290	27.0806	565	0.7046	658.9264	710	0.0977	91.3803
425	0.0506	47.3311	570	0.7565	707.5014	715	0.0828	77.4341
430	0.0852	79.6903	575	0.8123	759.7088	720	0.0709	66.2953
435	0.1348	126.0949	580	0.8624	806.5450	725	0.0605	56.5566
440	0.2281	213.3492	585	0.9119	852.8568	730	0.0511	47.8021
445	0.4041	377.8816	590	0.9517	890.0744	735	0.0436	40.7590
450	0.5695	532.6390	595	0.9805	916.9569	740	0.0365	34.1026
455	0.4857	454.1879	600	0.9987	933.9958	745	0.0311	29.0684
460	0.3493	326.6514	605	0.9964	931.8364	750	0.0261	24.3724
465	0.2951	275.9355	610	0.9855	921.6936	755	0.0215	20.0679
470	0.2330	217.9122	615	0.9539	892.0971	760	0.0189	17.6387
475	0.1809	169.1725	620	0.9134	854.2039	765	0.0158	14.7797
480	0.1726	161.4540	625	0.8610	805.1911	770	0.0140	13.0792
485	0.1852	173.1671	630	0.8024	750.3760	775	0.0118	11.0171
490	0.2110	197.3655	635	0.7404	692.4065	780	0.0089	8.3152
495	0.2519	235.5335	640	0.6747	631.0253	785	0.0075	7.0042
500	0.2997	280.3243	645	0.6083	568.8685	790	0.0070	6.5449
505	0.3443	322.0064	650	0.5463	510.8780	795	0.0065	6.0987
510	0.3832	358.3597	655	0.4854	453.9340	800	0.0048	4.4989
515	0.4153	388.3557	660	0.4291	401.2606			
520	0.4397	411.1752	665	0.3782	353.6648			

TM30

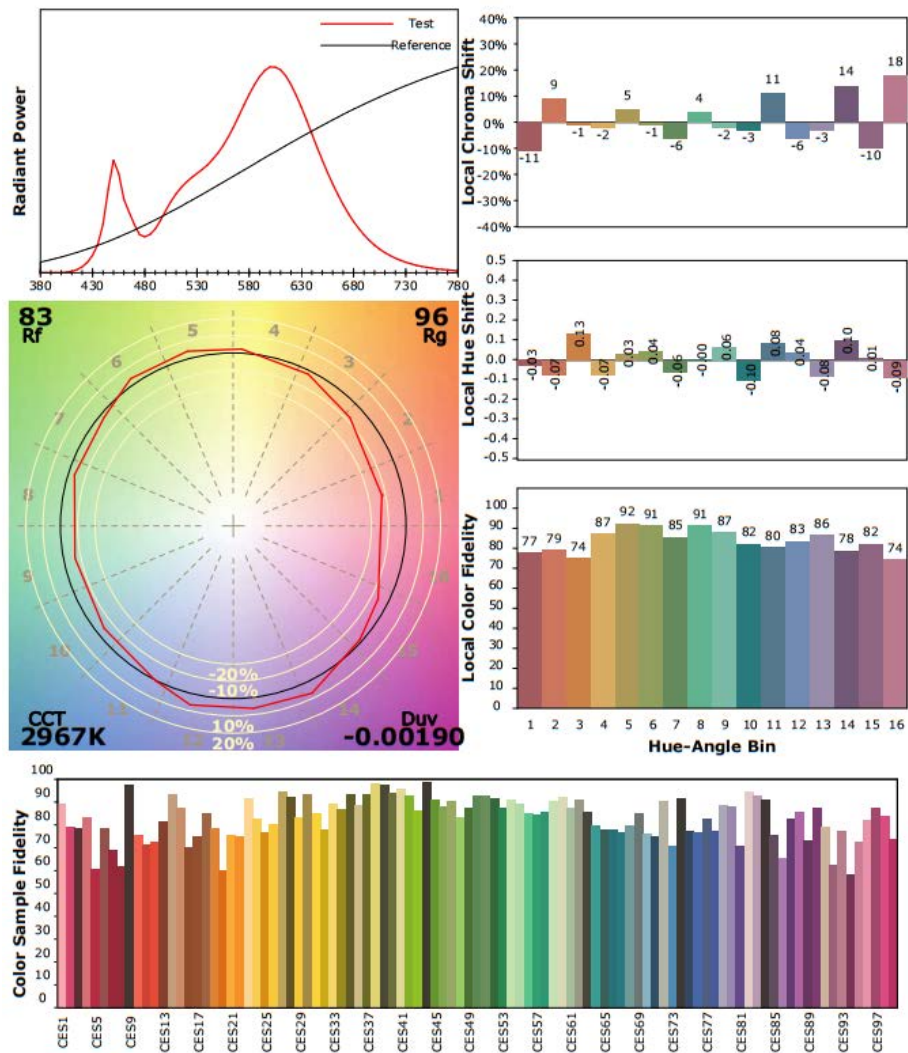
ANSI/IES TM-30-18 Color Rendition Report

Source: L128-3080RC35003P1

Manufacturer: RAB LIGHTING INC

Date: 2024/09/20

Model: HIDFA-360S-EX39-8CCTBYP/480V
@270W 3000K



Notes: This is a recommended method for displaying ANSI/IES TM-30-18 information.

x 0.4365
 y 0.3992
 u' 0.2524
 v' 0.5194

(CRI)	
R_a	81.2
R_9	0

2.2 Electrical, Photometric and Chromaticity Measurements

(Refer to Work Instruction BL-QP-033)

Test date	2024-09-20	Test Ambient:	25.2 °C
Test Orientation	As intended	Stabilization Time (min)	90
Model Number	HIDFA-360S-EX39-8CCT-BYP /480V @270W 4000K		

Electrical Measurement:

Sample No.	Voltage (Vac)	Frequency (Hz)	Current (A)	Power (W)	Power Factor	THD %
	277.0	60	0.994	265.22	0.971	20.3
	480.0	60	0.608	278.31	0.959	22.5
DLC Pass Criteria					>= 0.9(-3%)	<= 20(+5)

Chromaticity Measurement - Sphere-Spectroradiometer Method in Lithonia

THD 400S A15 TB:

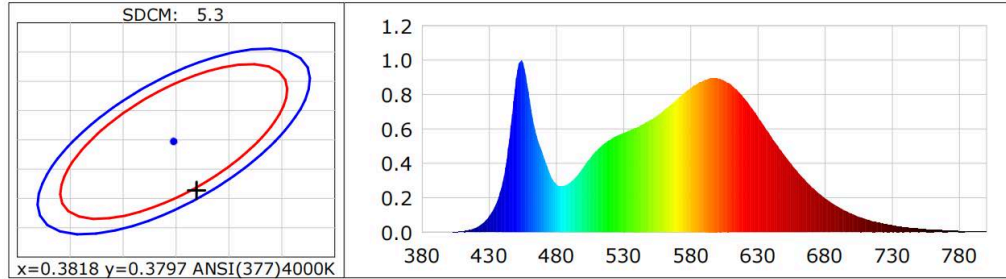
Parameter	Result	Special Color Rendering Indices			
Test Voltage (V)	277.0	R1	83	R9	11
Frequency (Hz)	60	R2	92	R10	81
CCT (K)	3863	R3	95	R11	81
Duv	-0.00356	R4	82	R12	65
Chromaticity (x, y)	x=0.3839 y=0.3713	R5	84	R13	86
Chromaticity (u', v')	u(u')=0.2296 v'=0.4997	R6	89	R14	98
Color Rendering Index (CRI)	84.0	R7	83	R15	78
R9	11	R8	63	--	--
Rf	83	--	--	--	--
Rg	95	--	--	--	--
Rcs,h1(%)	-11	--	--	--	--

Photometric Measurement – Goniophotometer Method in Lithonia THD 400S

A15 TB:

Parameter	Result		DLC V5.1 Pass Criteria
Test Voltage (V)	277.0	480.0	--
Frequency (Hz)	60	60	
Total Luminous (lm)	46159.7	46939.8	>= 10000(-10%)
Luminous Efficacy (lm/W)	174.04	173.85	Standard: >= 120(-3%)
Most worst Luminous/Highest	172.61		

Spectral Power Distribution & Chromaticity Diagram



WL(nm)	PL	PE(mW/nm)	WL(nm)	PL	PE(mW/nm)	WL(nm)	PL	PE(mW/nm)
380	0.0005	0.4582	525	0.5604	562.1664	670	0.2624	263.2036
385	0.0005	0.5186	530	0.5785	580.4006	675	0.2283	229.0432
390	0.0004	0.3838	535	0.5929	594.8290	680	0.1968	197.4548
395	0.0008	0.8081	540	0.6089	610.8387	685	0.1697	170.2065
400	0.0006	0.6246	545	0.6305	632.4944	690	0.1462	146.7074
405	0.0021	2.1369	550	0.6533	655.4033	695	0.1249	125.2576
410	0.0053	5.2686	555	0.6788	680.9394	700	0.1064	106.7488
415	0.0129	12.9847	560	0.7106	712.8686	705	0.0907	91.0001
420	0.0269	27.0276	565	0.7406	743.0151	710	0.0768	77.0545
425	0.0520	52.1680	570	0.7737	776.2264	715	0.0652	65.4555
430	0.0951	95.3565	575	0.8092	811.8303	720	0.0558	55.9877
435	0.1649	165.4177	580	0.8365	839.2251	725	0.0475	47.6483
440	0.2938	294.7147	585	0.8638	866.5534	730	0.0398	39.9322
445	0.5486	550.3550	590	0.8832	885.9916	735	0.0348	34.8878
450	0.8971	900.0086	595	0.8932	896.0957	740	0.0283	28.4257
455	0.9849	988.0815	600	0.8943	897.1269	745	0.0238	23.9152
460	0.7704	772.8648	605	0.8795	882.3415	750	0.0203	20.3272
465	0.5639	565.6646	610	0.8571	859.8502	755	0.0172	17.2569
470	0.4481	449.5553	615	0.8199	822.5504	760	0.0146	14.6767
475	0.3398	340.8614	620	0.7767	779.2366	765	0.0120	12.0060
480	0.2768	277.7321	625	0.7246	726.8754	770	0.0105	10.4954
485	0.2687	269.5164	630	0.6697	671.8638	775	0.0087	8.7544
490	0.2888	289.7558	635	0.6125	614.5018	780	0.0070	6.9956
495	0.3251	326.1388	640	0.5535	555.3141	785	0.0053	5.3588
500	0.3778	379.0561	645	0.4982	499.8359	790	0.0055	5.5607
505	0.4294	430.7944	650	0.4434	444.8017	795	0.0046	4.6332
510	0.4748	476.3419	655	0.3930	394.2584	800	0.0040	3.9830
515	0.5116	513.2456	660	0.3458	346.8620			
520	0.5371	538.8274	665	0.3028	303.7394			

TM30

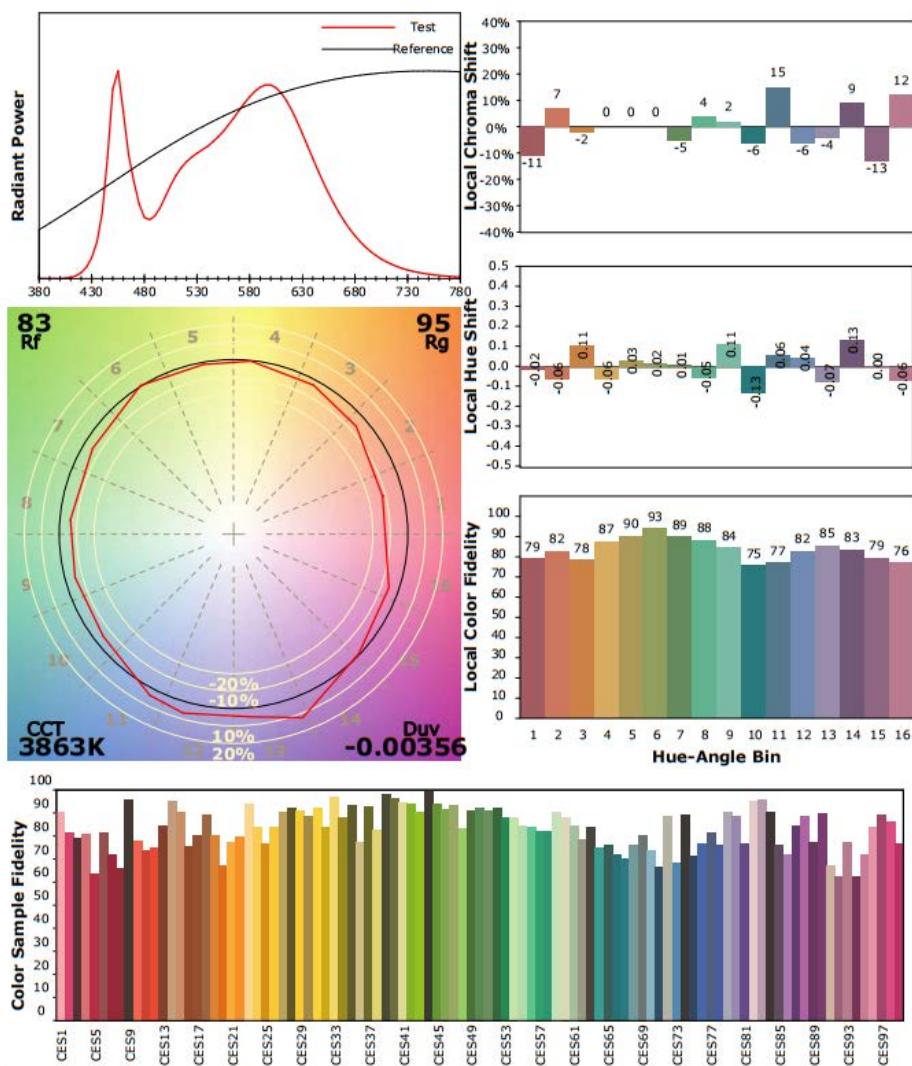
ANSI/IES TM-30-18 Color Rendition Report

Source: L128-4080RC35003P1

Manufacturer: RAB LIGHTING INC

Date: 2024/09/20

Model: HIDFA-360S-EX39-8CCT-BYP/480V
@270W 4000K



Notes: This is a recommended method for displaying ANSI/IES TM-30-18 information.

x 0.3839
 y 0.3713
 u' 0.2296
 v' 0.4997

(CRI)
 R_a 84.0
 R_g 11

2.3 Electrical, Photometric and Chromaticity Measurements

(Refer to Work Instruction BL-QP-033)

Test date	2024-09-20	Test Ambient:	25.2 °C
Test Orientation	As intended	Stabilization Time (min)	90
Model Number	HIDFA-360S-EX39-8CCT-BYP/480V @270W 5000K		

Electrical Measurement:

Sample No.	Voltage (Vac)	Frequency (Hz)	Current (A)	Power (W)	Power Factor	THD %
UTC230404	277.0	60	1.021	272.63	0.971	20.7
1E-A3	480.0	60	0.628	286.81	0.959	22.1
DLC Pass Criteria					>= 0.9(-3%)	<= 20(+5)

Chromaticity Measurement - Sphere-Spectroradiometer Method in Lithonia

THD 400S A15 TB:

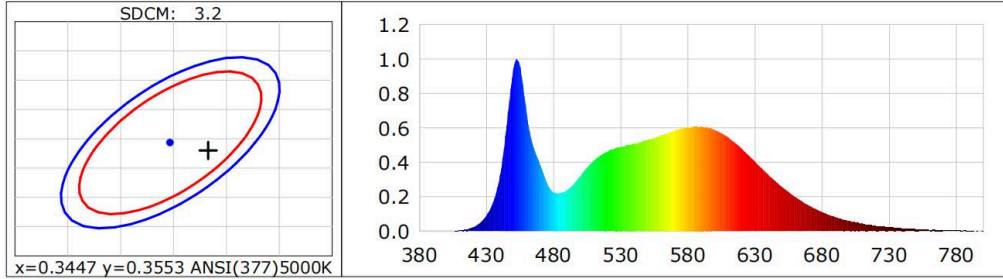
Parameter	Result	Special Color Rendering Indices			
Test Voltage (V)	277.0	R1	81	R9	3
Frequency (Hz)	60	R2	89	R10	73
CCT (K)	4889	R3	94	R11	79
Duv	-0.00009	R4	80	R12	55
Chromaticity (x, y)	x=0.3483 y=0.3540	R5	81	R13	83
Chromaticity (u', v')	u(u')=0.2127 v'=0.4863	R6	84	R14	97
Color Rendering Index (CRI)	82.4	R7	86	R15	75
R9	3	R8	65	--	--
Rf	82	--	--	--	--
Rg	93	--	--	--	--
Rcs,h1(%)	-11	--	--	--	--

Photometric Measurement – Goniophotometer Method in Lithonia THD 400S

A15 TB:

Parameter	Result		DLC V5.1 Pass Criteria
Test Voltage (V)	277.0	480.0	--
Frequency (Hz)	60	60	
Total Luminous (lm)	45835.7	45338.9	>= 10000(-10%)
Luminous Efficacy (lm/W)	168.13	167.92	Standard: >= 120(-3%)
Most worst Luminous/Highest	166.51		

Spectral Power Distribution & Chromaticity Diagram



WL(nm)	PL	PE(mW/nm)	WL(nm)	PL	PE(mW/nm)	WL(nm)	PL	PE(mW/nm)
380	0.0003	0.4358	525	0.4787	653.1259	670	0.1486	202.7845
385	0.0004	0.5230	530	0.4888	666.8022	675	0.1291	176.1393
390	0.0005	0.6437	535	0.4979	679.2359	680	0.1107	151.0099
395	0.0006	0.7994	540	0.5055	689.6013	685	0.0943	128.6535
400	0.0006	0.8100	545	0.5169	705.1548	690	0.0812	110.7978
405	0.0013	1.7618	550	0.5285	720.9618	695	0.0693	94.5686
410	0.0041	5.6005	555	0.5418	739.1570	700	0.0590	80.4851
415	0.0105	14.2798	560	0.5563	758.8898	705	0.0497	67.7609
420	0.0234	31.9038	565	0.5685	775.5515	710	0.0426	58.0955
425	0.0478	65.2169	570	0.5817	793.5348	715	0.0360	49.0554
430	0.0936	127.6443	575	0.5935	809.7188	720	0.0307	41.8429
435	0.1717	234.2498	580	0.5995	817.9393	725	0.0257	35.1168
440	0.3255	444.1292	585	0.6045	824.7089	730	0.0218	29.7324
445	0.6183	843.5971	590	0.6051	825.5734	735	0.0187	25.5736
450	0.9460	1290.5767	595	0.5988	816.8698	740	0.0154	20.9891
455	0.9541	1301.6921	600	0.5880	802.2425	745	0.0136	18.4879
460	0.6774	924.1433	605	0.5675	774.1976	750	0.0111	15.1549
465	0.4853	662.0190	610	0.5457	744.4369	755	0.0090	12.2806
470	0.3838	523.5629	615	0.5129	699.7592	760	0.0068	9.2124
475	0.2783	379.6760	620	0.4791	653.6257	765	0.0066	9.0574
480	0.2248	306.7074	625	0.4412	601.8828	770	0.0062	8.4108
485	0.2207	301.0412	630	0.4034	550.3597	775	0.0042	5.7436
490	0.2388	325.7564	635	0.3646	497.3879	780	0.0030	4.1397
495	0.2742	374.0763	640	0.3268	445.9134	785	0.0036	4.8973
500	0.3213	438.3987	645	0.2909	396.8835	790	0.0023	3.1682
505	0.3697	504.3309	650	0.2565	349.9163	795	0.0020	2.7593
510	0.4095	558.6569	655	0.2261	308.5108	800	0.0022	2.9647
515	0.4401	600.3647	660	0.1973	269.1890			
520	0.4618	630.0491	665	0.1718	234.4118			

TM-30

ANSI/IES TM-30-18 Color Rendition Report

Source: L128-5080RC35003P1

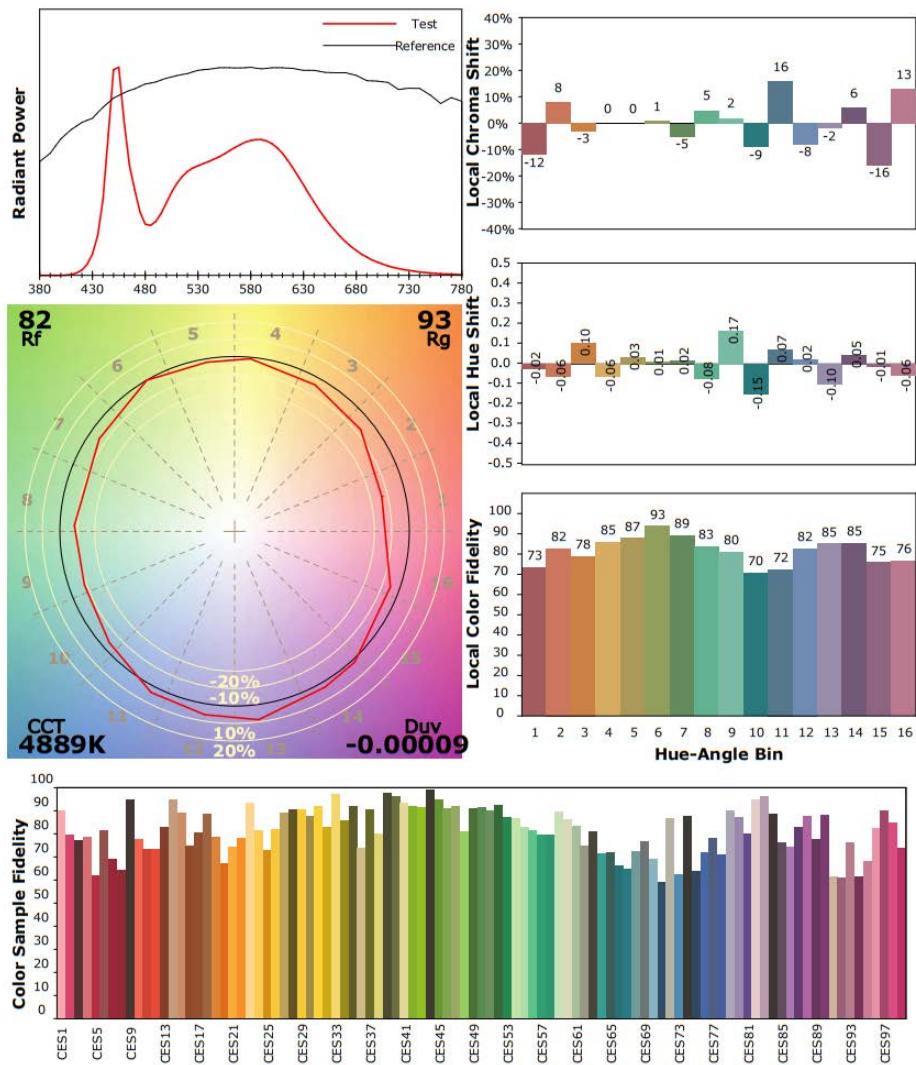
Manufacturer: RAB LIGHTING INC

Date: 2024/11/29

Model:

HIDFA-360S-EX39-8CCT-BYP/480V

@270 5000K



Notes: This is a recommended method for displaying ANSI/IES TM-30-18 information.

x 0.3483
 y 0.3540
 u' 0.2127
 v' 0.4863

(CRI)
 R_a 82.4
 R_g 3

2.1 Electrical, Photometric and Chromaticity Measurements

(Refer to Work Instruction BL-QP-033)

Test date	2024-09-20	Test Ambient:	25.3 °C
Test Orientation	As intended	Stabilization Time (min)	90
Model Number	HIDFA-360S-EX39-8CCT-BYP/480V @180W 3000K		

Electrical Measurement:

Sample No.	Voltage (Vac)	Frequency (Hz)	Current (A)	Power (W)	Power Factor	THD %
	277.0	60	0.695	181.11	0.946	23.4
	480.0	60	0.471	189.84	0.878	28.4
DLC Pass Criteria					$\geq 0.9(-3\%)$	$\leq 20(+5)$

Chromaticity Measurement - Sphere-Spectroradiometer Method in Lithonia

THD 400S A15 TB:

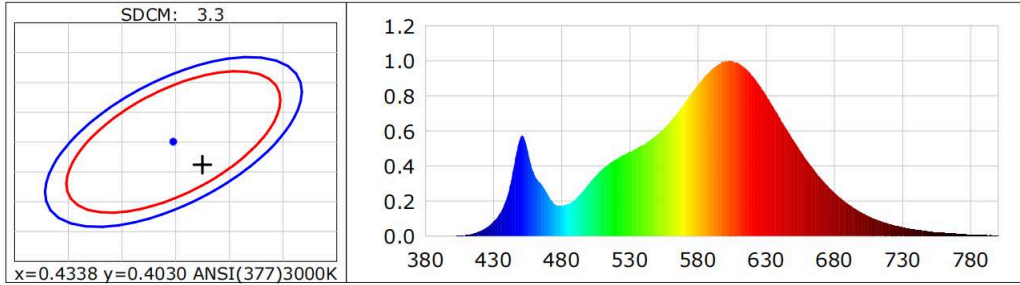
Parameter	Result	Special Color Rendering Indices			
Test Voltage (V)	277.0	R1	80	R9	0
Frequency (Hz)	60	R2	91	R10	79
CCT (K)	2967	R3	95	R11	79
Duv	-0.00190	R4	79	R12	72
Chromaticity (x, y)	x=0.4365 y=0.3992	R5	81	R13	82
Chromaticity (u', v')	u(u')=0.2524 v'(v')=0.5194	R6	89	R14	98
Color Rendering Index (CRI)	81.2	R7	80	R15	72
R9	0	R8	55	--	--
Rf	83	--	--	--	--
Rg	96	--	--	--	--
Rcs,h1(%)	-12	--	--	--	--

Photometric Measurement – Goniophotometer Method in Lithonia THD 400S

A15 TB:

Parameter	Result		DLC V5.1 Pass Criteria
Test Voltage (V)	277.0	480.0	--
Frequency (Hz)	60	60	
Total Luminous (lm)	30279.6	29946.6	$\geq 10000(-10\%)$
Luminous Efficacy (lm/W)	167.19	166.37	Standard: $\geq 120(-3\%)$
Most worst Luminous/Highest	165.71		
Zonal lumens in the 20-50° (%)	11.2	--	$\geq 30(-10\%)$
Beam Angle (°)	165.8	--	--
Center Beam Candle Power (cd)	355	--	--

Spectral Power Distribution & Chromaticity Diagram



WL(nm)	PL	PE(mW/nm)	WL(nm)	PL	PE(mW/nm)	WL(nm)	PL	PE(mW/nm)
380	0.0003	0.2821	525	0.4622	432.2371	670	0.3291	307.8110
385	0.0002	0.1740	530	0.4807	449.5119	675	0.2866	268.0763
390	0.0003	0.2343	535	0.5006	468.1712	680	0.2477	231.6109
395	0.0003	0.3212	540	0.5209	487.1905	685	0.2139	200.0571
400	0.0009	0.8388	545	0.5484	512.9126	690	0.1841	172.1775
405	0.0026	2.3884	550	0.5801	542.4949	695	0.1581	147.8129
410	0.0069	6.4196	555	0.6152	575.3595	700	0.1345	125.7784
415	0.0154	14.3922	560	0.6590	616.2615	705	0.1143	106.9279
420	0.0290	27.0806	565	0.7046	658.9264	710	0.0977	91.3803
425	0.0506	47.3311	570	0.7565	707.5014	715	0.0828	77.4341
430	0.0852	79.6903	575	0.8123	759.7088	720	0.0709	66.2953
435	0.1348	126.0949	580	0.8624	806.5450	725	0.0605	56.5566
440	0.2281	213.3492	585	0.9119	852.8568	730	0.0511	47.8021
445	0.4041	377.8816	590	0.9517	890.0744	735	0.0436	40.7590
450	0.5695	532.6390	595	0.9805	916.9569	740	0.0365	34.1026
455	0.4857	454.1879	600	0.9987	933.9958	745	0.0311	29.0684
460	0.3493	326.6514	605	0.9964	931.8364	750	0.0261	24.3724
465	0.2951	275.9355	610	0.9855	921.6936	755	0.0215	20.0679
470	0.2330	217.9122	615	0.9539	892.0971	760	0.0189	17.6387
475	0.1809	169.1725	620	0.9134	854.2039	765	0.0158	14.7797
480	0.1726	161.4540	625	0.8610	805.1911	770	0.0140	13.0792
485	0.1852	173.1671	630	0.8024	750.3760	775	0.0118	11.0171
490	0.2110	197.3655	635	0.7404	692.4065	780	0.0089	8.3152
495	0.2519	235.5335	640	0.6747	631.0253	785	0.0075	7.0042
500	0.2997	280.3243	645	0.6083	568.8685	790	0.0070	6.5449
505	0.3443	322.0064	650	0.5463	510.8780	795	0.0065	6.0987
510	0.3832	358.3597	655	0.4854	453.9340	800	0.0048	4.4989
515	0.4153	388.3557	660	0.4291	401.2606			
520	0.4397	411.1752	665	0.3782	353.6648			

TM30

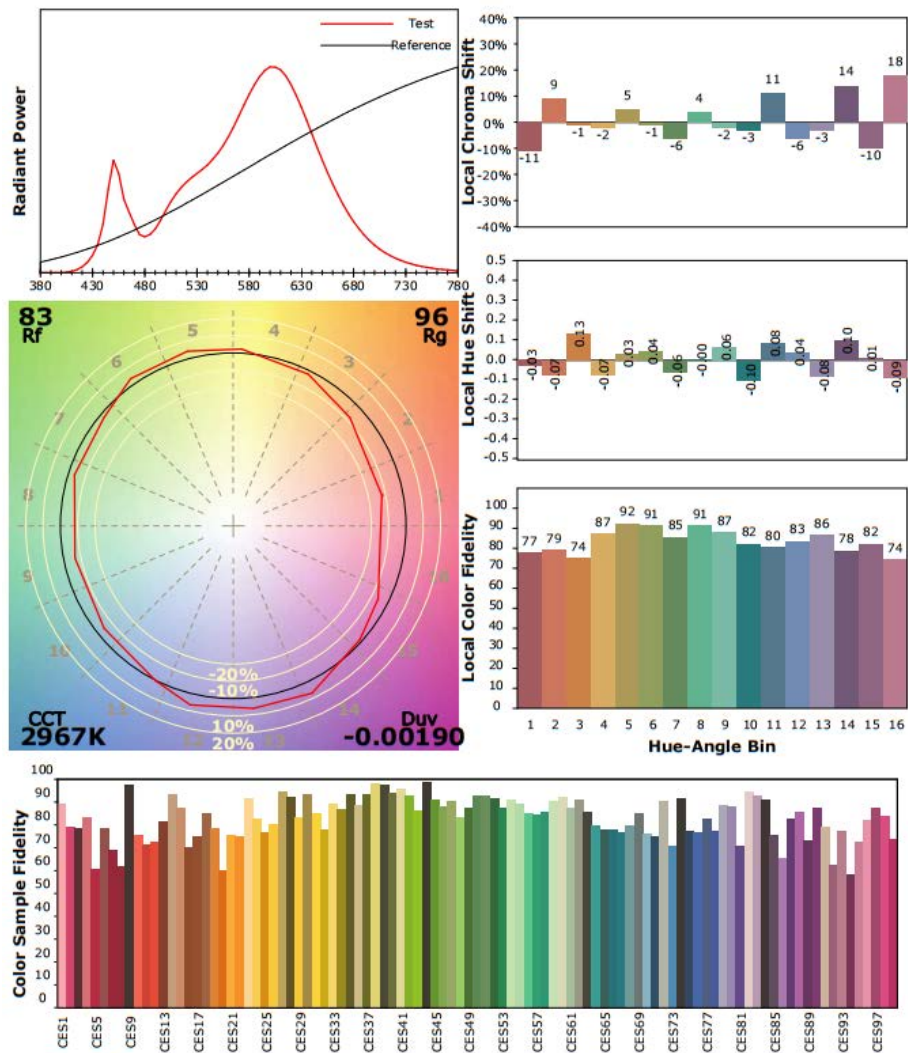
ANSI/IES TM-30-18 Color Rendition Report

Source: L128-3080RC35003P1

Manufacturer: RAB LIGHTING INC

Date: 2024/09/20

Model: HIDFA-360S-EX39-8CCTBYP/480V
@180W 3000K



Notes: This is a recommended method for displaying ANSI/IES TM-30-18 information.

x 0.4365
 y 0.3992
 u' 0.2524
 v' 0.5194

(CRI)	
R_a	81.2
R_9	0

2.2 Electrical, Photometric and Chromaticity Measurements

(Refer to Work Instruction BL-QP-033)

Test date	2024-09-20	Test Ambient:	25.2 °C
Test Orientation	As intended	Stabilization Time (min)	90
Model Number	HIDFA-360S-EX39-8CCT-BYP /480V @180W 4000K		

Electrical Measurement:

Sample No.	Voltage (Vac)	Frequency (Hz)	Current (A)	Power (W)	Power Factor	THD %
	277.0	60	0.681	176.9	0.943	23.4
	480.0	60	0.453	187.3	0.878	28.3
DLC Pass Criteria					>= 0.9(-3%)	<= 20(+5)

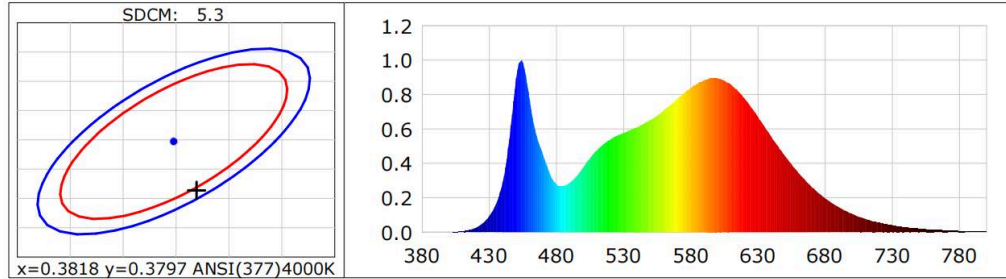
Chromaticity Measurement - Sphere-Spectroradiometer Method in Lithonia THD 400S A15 TB:

Parameter	Result	Special Color Rendering Indices			
Test Voltage (V)	277.0	R1	83	R9	11
Frequency (Hz)	60	R2	92	R10	81
CCT (K)	3863	R3	95	R11	81
Duv	-0.00356	R4	82	R12	65
Chromaticity (x, y)	x=0.3839 y=0.3713	R5	84	R13	86
Chromaticity (u', v')	u(u')=0.2296 v'=0.4997	R6	89	R14	98
Color Rendering Index (CRI)	84.0	R7	83	R15	78
R9	11	R8	63	--	--
Rf	83	--	--	--	--
Rg	95	--	--	--	--
Rcs,h1(%)	-11	--	--	--	--

Photometric Measurement – Goniophotometer Method in Lithonia THD 400S A15 TB:

Parameter	Result		DLC V5.1 Pass Criteria
Test Voltage (V)	277.0	480.0	--
Frequency (Hz)	60	60	
Total Luminous (lm)	31799.3	31931.81	>= 10000(-10%)
Luminous Efficacy (lm/W)	179.72	178.39	Standard: >= 120(-3%)
Most worst Luminous/Highest	178.11		

Spectral Power Distribution & Chromaticity Diagram



WL(nm)	PL	PE(mW/nm)	WL(nm)	PL	PE(mW/nm)	WL(nm)	PL	PE(mW/nm)
380	0.0005	0.4582	525	0.5604	562.1664	670	0.2624	263.2036
385	0.0005	0.5186	530	0.5785	580.4006	675	0.2283	229.0432
390	0.0004	0.3838	535	0.5929	594.8290	680	0.1968	197.4548
395	0.0008	0.8081	540	0.6089	610.8387	685	0.1697	170.2065
400	0.0006	0.6246	545	0.6305	632.4944	690	0.1462	146.7074
405	0.0021	2.1369	550	0.6533	655.4033	695	0.1249	125.2576
410	0.0053	5.2686	555	0.6788	680.9394	700	0.1064	106.7488
415	0.0129	12.9847	560	0.7106	712.8686	705	0.0907	91.0001
420	0.0269	27.0276	565	0.7406	743.0151	710	0.0768	77.0545
425	0.0520	52.1680	570	0.7737	776.2264	715	0.0652	65.4555
430	0.0951	95.3565	575	0.8092	811.8303	720	0.0558	55.9877
435	0.1649	165.4177	580	0.8365	839.2251	725	0.0475	47.6483
440	0.2938	294.7147	585	0.8638	866.5534	730	0.0398	39.9322
445	0.5486	550.3550	590	0.8832	885.9916	735	0.0348	34.8878
450	0.8971	900.0086	595	0.8932	896.0957	740	0.0283	28.4257
455	0.9849	988.0815	600	0.8943	897.1269	745	0.0238	23.9152
460	0.7704	772.8648	605	0.8795	882.3415	750	0.0203	20.3272
465	0.5639	565.6646	610	0.8571	859.8502	755	0.0172	17.2569
470	0.4481	449.5553	615	0.8199	822.5504	760	0.0146	14.6767
475	0.3398	340.8614	620	0.7767	779.2366	765	0.0120	12.0060
480	0.2768	277.7321	625	0.7246	726.8754	770	0.0105	10.4954
485	0.2687	269.5164	630	0.6697	671.8638	775	0.0087	8.7544
490	0.2888	289.7558	635	0.6125	614.5018	780	0.0070	6.9956
495	0.3251	326.1388	640	0.5535	555.3141	785	0.0053	5.3588
500	0.3778	379.0561	645	0.4982	499.8359	790	0.0055	5.5607
505	0.4294	430.7944	650	0.4434	444.8017	795	0.0046	4.6332
510	0.4748	476.3419	655	0.3930	394.2584	800	0.0040	3.9830
515	0.5116	513.2456	660	0.3458	346.8620			
520	0.5371	538.8274	665	0.3028	303.7394			

TM30

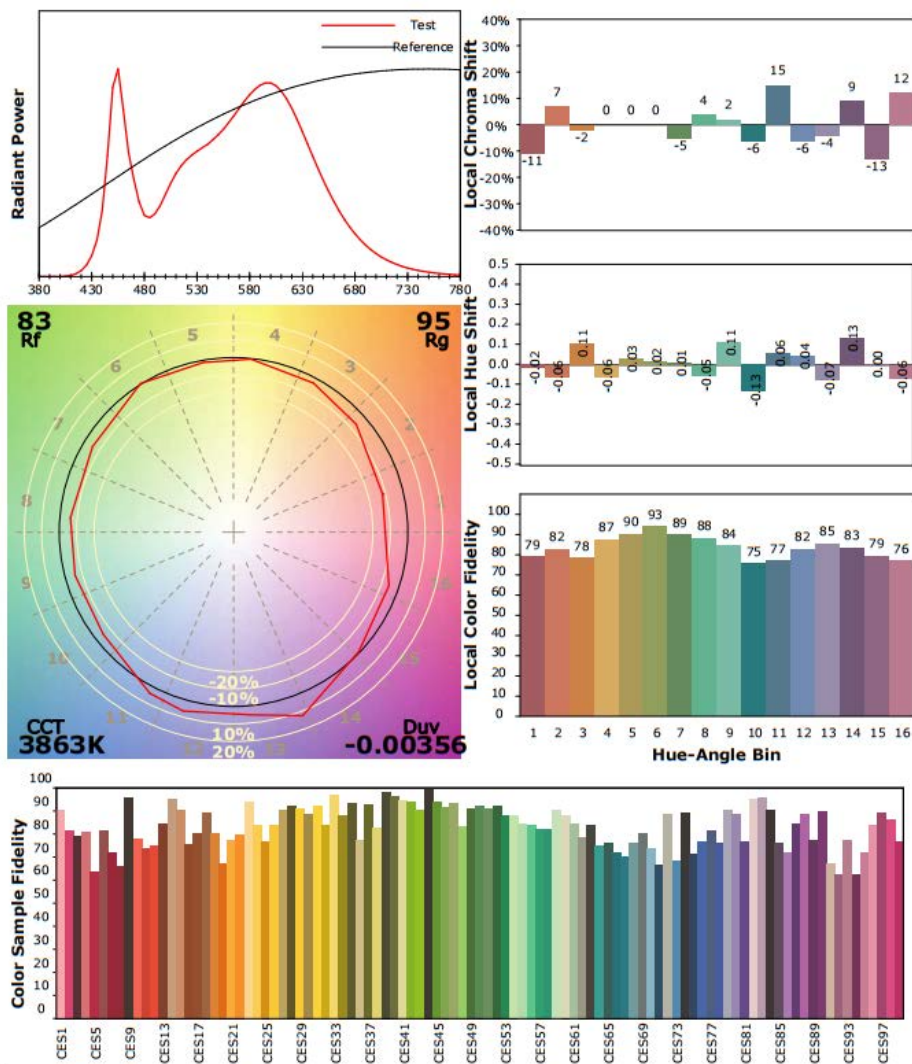
ANSI/IES TM-30-18 Color Rendition Report

Source: L128-4080RC35003P1

Manufacturer: RAB LIGHTING INC

Date: 2024/09/20

Model: HIDFA-360S-EX39-8CCT-BYP/480V @180W 4000K



Notes: This is a recommended method for displaying ANSI/IES TM-30-18 information.

x 0.3839
 y 0.3713
 u' 0.2296
 v' 0.4997

(CRI)
 R_a 84.0
 R_g 11

2.3 Electrical, Photometric and Chromaticity Measurements

(Refer to Work Instruction BL-QP-033)

Test date	2024-09-20	Test Ambient:	25.2 °C
Test Orientation	As intended	Stabilization Time (min)	90
Model Number	HIDFA-360S-EX39-8CCT-BYP/480V @180W 5000K		

Electrical Measurement:

Sample No.	Voltage (Vac)	Frequency (Hz)	Current (A)	Power (W)	Power Factor	THD %
UTC230404	277.0	60	0.694	180.90	0.946	23.4
1E-A3	480.0	60	0.466	188.91	0.878	28.5
DLC Pass Criteria					>= 0.9(-3%)	<= 20(+5)

Chromaticity Measurement - Sphere-Spectroradiometer Method in Lithonia

THD 400S A15 TB:

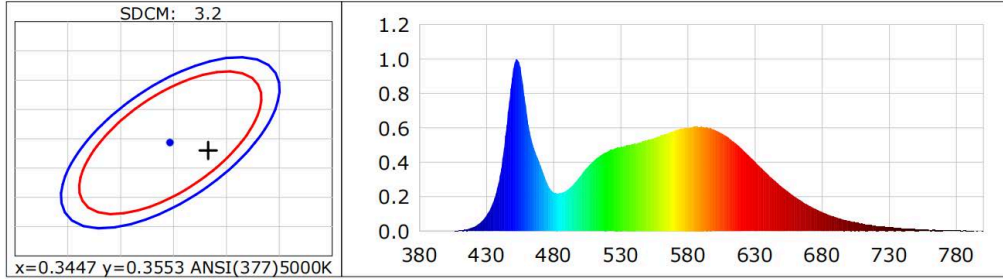
Parameter	Result	Special Color Rendering Indices			
Test Voltage (V)	277.0	R1	81	R9	3
Frequency (Hz)	60	R2	89	R10	73
CCT (K)	4889	R3	94	R11	79
Duv	-0.00009	R4	80	R12	55
Chromaticity (x, y)	x=0.3483 y=0.3540	R5	81	R13	83
Chromaticity (u', v')	u(u')=0.2127 v'=0.4863	R6	84	R14	97
Color Rendering Index (CRI)	82.4	R7	86	R15	75
R9	3	R8	65	--	--
Rf	82	--	--	--	--
Rg	93	--	--	--	--
Rcs,h1(%)	-11	--	--	--	--

Photometric Measurement – Goniophotometer Method in Lithonia THD 400S

A15 TB:

Parameter	Result		DLC V5.1 Pass Criteria
Test Voltage (V)	277.0	480.0	--
Frequency (Hz)	60	60	
Total Luminous (lm)	32049.8	31272.8	>= 10000(-10%)
Luminous Efficacy (lm/W)	177.17	175.69	Standard: >= 120(-3%)
Most worst Luminous/Highest	166.51		

Spectral Power Distribution & Chromaticity Diagram



WL(nm)	PL	PE(mW/nm)	WL(nm)	PL	PE(mW/nm)	WL(nm)	PL	PE(mW/nm)
380	0.0003	0.4358	525	0.4787	653.1259	670	0.1486	202.7845
385	0.0004	0.5230	530	0.4888	666.8022	675	0.1291	176.1393
390	0.0005	0.6437	535	0.4979	679.2359	680	0.1107	151.0099
395	0.0006	0.7994	540	0.5055	689.6013	685	0.0943	128.6535
400	0.0006	0.8100	545	0.5169	705.1548	690	0.0812	110.7978
405	0.0013	1.7618	550	0.5285	720.9618	695	0.0693	94.5686
410	0.0041	5.6005	555	0.5418	739.1570	700	0.0590	80.4851
415	0.0105	14.2798	560	0.5563	758.8898	705	0.0497	67.7609
420	0.0234	31.9038	565	0.5685	775.5515	710	0.0426	58.0955
425	0.0478	65.2169	570	0.5817	793.5348	715	0.0360	49.0554
430	0.0936	127.6443	575	0.5935	809.7188	720	0.0307	41.8429
435	0.1717	234.2498	580	0.5995	817.9393	725	0.0257	35.1168
440	0.3255	444.1292	585	0.6045	824.7089	730	0.0218	29.7324
445	0.6183	843.5971	590	0.6051	825.5734	735	0.0187	25.5736
450	0.9460	1290.5767	595	0.5988	816.8698	740	0.0154	20.9891
455	0.9541	1301.6921	600	0.5880	802.2425	745	0.0136	18.4879
460	0.6774	924.1433	605	0.5675	774.1976	750	0.0111	15.1549
465	0.4853	662.0190	610	0.5457	744.4369	755	0.0090	12.2806
470	0.3838	523.5629	615	0.5129	699.7592	760	0.0068	9.2124
475	0.2783	379.6760	620	0.4791	653.6257	765	0.0066	9.0574
480	0.2248	306.7074	625	0.4412	601.8828	770	0.0062	8.4108
485	0.2207	301.0412	630	0.4034	550.3597	775	0.0042	5.7436
490	0.2388	325.7564	635	0.3646	497.3879	780	0.0030	4.1397
495	0.2742	374.0763	640	0.3268	445.9134	785	0.0036	4.8973
500	0.3213	438.3987	645	0.2909	396.8835	790	0.0023	3.1682
505	0.3697	504.3309	650	0.2565	349.9163	795	0.0020	2.7593
510	0.4095	558.6569	655	0.2261	308.5108	800	0.0022	2.9647
515	0.4401	600.3647	660	0.1973	269.1890			
520	0.4618	630.0491	665	0.1718	234.4118			

TM-30

ANSI/IES TM-30-18 Color Rendition Report

Source: L128-5080RC35003P1

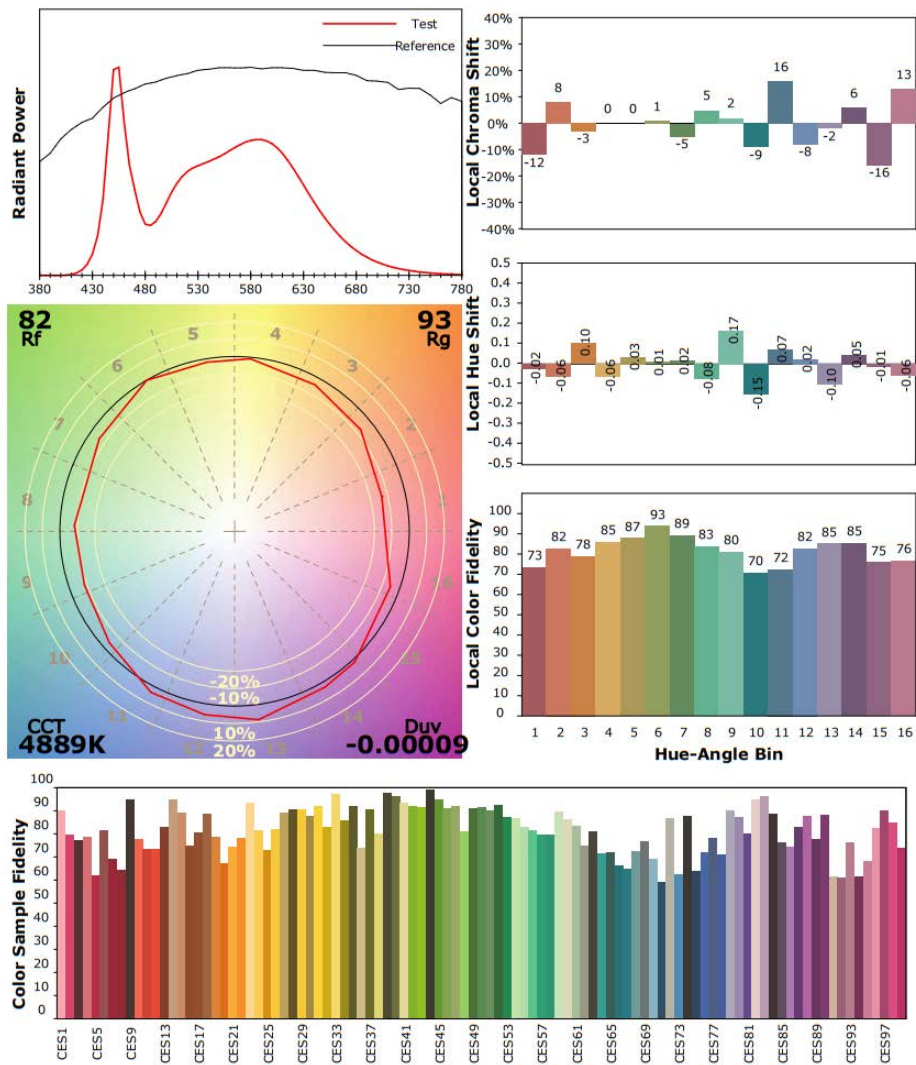
Manufacturer: RAB LIGHTING INC

Date: 2024/11/29

Model:

HIDFA-360S-EX39-8CCT-BYP/480V

@180W 5000K



Notes: This is a recommended method for displaying ANSI/IES TM-30-18 information.

x 0.3483
 y 0.3540
 u' 0.2127
 v' 0.4863

(CRI)	
R_a	82.4
R_g	3