

Photometric Test Report

Relevant Standards

- ☒ IES LM-79-2008
- ☒ ANSI C82.77:2017

Prepared For

RAB Lighting Inc.

Room 6A33, No.1388, Wuzhong road, Shanghai, China

Xiao Xiang, 15921313292, Gary.Xiao@rabweb.com

Prepared By

Deliver Co., Ltd.

Block 11, 78 Keling Road, SSTP, Suzhou, China

0512-66801950, kevin.jia@szdeliver.com

Project Number

DLF2211104

Report Number

DLF2211104-34a

Test Date

2022/11/23

Issue Date

2022/11/29

Prepared By



Wangzun Zhu

Approved By



Kevin Jia

The results contained in this report pertain only to the tested sample.

This report shall not be reproduced, except in full, without written approval of Deliver Co., Ltd.

This report must not be used by the client to claim product certification, approval, or endorsement by NVLAP.

1.0 Test Summary

DLC Technical Requirements v5.1

| Indoor - Linear Ambient - Direct Linear Ambient Luminaires | | | | |
|---|---------------------------------|------------------------------------|----------------|------------|
| Requirement Category | Test Method | Requirements | | Test value |
| Luminaire Output (lm) (Goniophotometer - Section 4.2) | IES LM-79-2008 | - | | 857 |
| Lumen/ft (Goniophotometer - Section 4.2) | IES LM-79-2008 | ≥ 375 | | 325 |
| Minimum Luminaire Efficacy (lm/W) (Goniophotometer - Section 4.2) | IES LM-79-2008 | - | | 100.9 |
| Power (Input Wattage) (W) (Goniophotometer - Section 4.2) | IES LM-79-2008 | Worst Case | | 8.5 |
| Total Harmonic Distortion (A%) (THD & PF - section 4.3) | ANSI C82.77:2014 | 20.00% | | 9.03% |
| Power Factor (THD & PF - section 4.3) | ANSI C82.77:2014 | 0.9 | | 0.993 |
| Allowable CCTs* (K) (Integrating Sphere - Section 4.1) | IES LM-79-2008 | 7 step | 3985 \pm 275 | 3908 |
| | | 4 step | 3985 \pm 154 | |
| Minimum CRI (Integrating Sphere - Section 4.1) | IES LM-79-2008 CIE 13.3-1995 | ≥ 80 | | 97 |
| Minimum R9 (Integrating Sphere - Section 4.1) | IES LM-79-2008 CIE 13.3-1995 | ≥ 0 | | 83 |
| Minimum Rf (Integrating Sphere - Section 4.1) | ANSI/IES TM-30-18 | ≥ 70 | | 91 |
| Minimum Rg (Integrating Sphere - Section 4.1) | ANSI/IES TM-30-18 | ≥ 89 | | 100 |
| Minimum IES Rcs,h1 (Integrating Sphere - Section 4.1) | ANSI/IES TM-30-18 | -12% \leq IES Rcs,h1 \leq +23% | | -2% |
| Zonal Lumen Requirement (0°-60°) (Goniophotometer - Section 4.2) | IES LM-79-2008 | $\geq 40\%$ | | 78.95% |
| Corrected UGR (X=4H, Y=8H, 70/50/20%) (Goniophotometer - Section 4.2) | CIE 190-2010 | <22 | | 24.4 |

2.0 Test List

| Test Item | Test | Test Date | Model Number | Sample No. |
|-----------|-------------------------|------------|------------------------|------------|
| 1 | Integrating Sphere Test | 2022/11/23 | KNOOKFA32 / 8W / 4000K | AH1 |
| 2 | Goniophotometer Test | 2022/11/23 | KNOOKFA32 / 8W / 4000K | AH1 |
| 3 | THD and PF Test | 2022/11/23 | KNOOKFA32 / 8W / 4000K | AH1 |

Remark(If any)


- 1、 This report shall not be used by the client to claim product endorsement by NVLAP, NIST or any agency of the US government.
- 2、 The results reported herein have been performed in accordance with the laboratory's terms of accreditation. This report shall not be reproduced except in full without the written approval of the Laboratory. The results in this report apply to the test sample(s) mentioned above at the time of the testing period only and are not to be used to indicate applicability to other similar products. This report does not imply that the product(s) has met the criteria for certification.

3.0 Production Description

Luminaire Description: KNOOKFA32 / 8W / 4000K

Electrical Specification: 120V,50/60HZ

Photos of Luminaire Characteristics



4.0 LM-79 Measurement and Test Results

4.1 Integrating Sphere Test

| | | | |
|---------------------|------------------------|---------------------------|------|
| Model No. | KNOOKFA32 / 8W / 4000K | Sample ID. | AH1 |
| Operate time (Min.) | 90 | Stabilization time (Min.) | 45 |
| Temperature (°C) | 25.3 | Humidity (%RH) | 55.4 |

Test Method

The samples were tested according to the IES LM-79-2008.

Photometric parameters were measured using an integrating sphere, a spectroradiometer and software. The ambient temperature condition inside the sphere was maintained at $25^{\circ}\text{C} \pm 1^{\circ}\text{C}$.

The sample measurements were made using a spectroradiometer connected by a fiber optic cable and detector through the detector port of the integrating sphere.

The voltage of an AC power supply (RMS voltage) or DC power supply (instantaneous voltage) applied to the device under test shall be regulated to within ± 0.2 percent under load.

The sample was measured using 4π geometry and operated at rated voltage and was stabilized before measurement. Chromaticity coordinates, correlated color temperature and color rendering index were calculated from the spectral radiant flux measurements taken at 1 nm intervals over the range of 380 to 780 nm.

Test Result

| Voltage (Vac) | Frequency (Hz) | Current (A) | Power (W) | Power Factor |
|---------------|----------------|-------------|-----------|--------------|
| 120.05 | 60 | 0.071 | 8.5 | 0.993 |

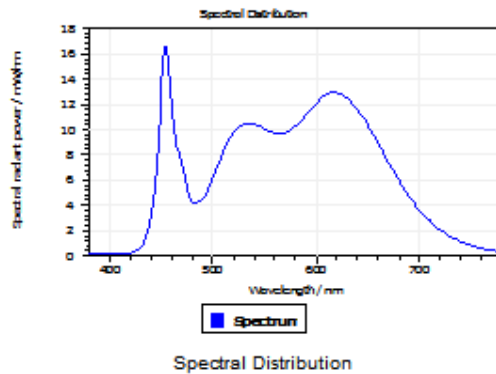
Test Result

| CCT (K) | CRI | R9 | Duv |
|---------|-----|----|--------|
| 3908 | 97 | 83 | 0.0015 |

| Rf | Rg | IES Rcs,h1 |
|----|-----|------------|
| 91 | 100 | -2% |

4.1 Integrating Sphere Test

Results



Spectral values

DominantWavelength 580.25 nm
Purity 0.277
PeakWavelength 454.28 nm
Radiant Power 2.543 W

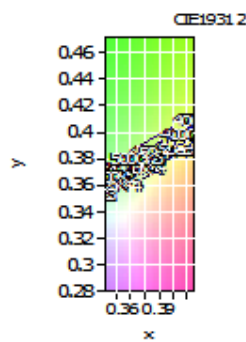
Wavelength

L

Color Coordinates

Correlated Color Temporal 3908 K
x: 0.3834 u: 0.2277 u': 0.2277
y: 0.3754 v: 0.3343 v': 0.5014

| | | | |
|------------|------|-------|------|
| CRI01 | 98.3 | CRI09 | 83.4 |
| CRI02 | 98.6 | CRI10 | 94.2 |
| CRI03 | 94.6 | CRI11 | 95.4 |
| CRI04 | 98.9 | CRI12 | 70.0 |
| CRI05 | 97.3 | CRI13 | 99.4 |
| CRI06 | 95.3 | CRI14 | 95.9 |
| CRI07 | 96.5 | CRI15 | 97.0 |
| CRI08 | 93.3 | CRI16 | 90.5 |
| ResultsCRI | 96.6 | | |



PlanckDistance 1.5E-003

4.1 Integrating Sphere Test

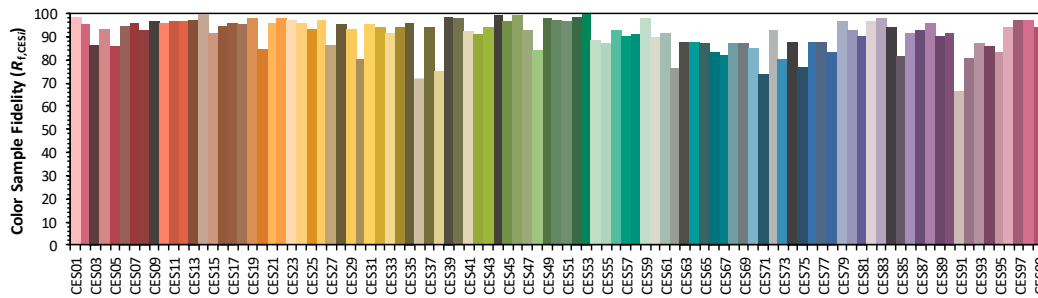
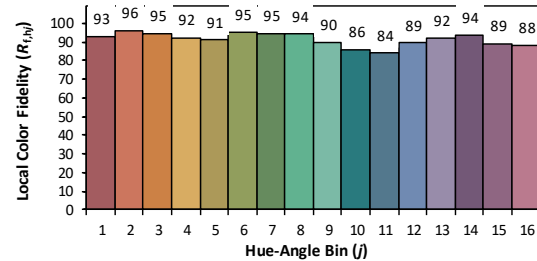
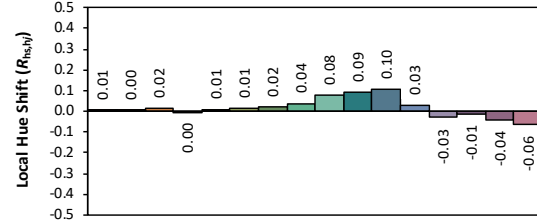
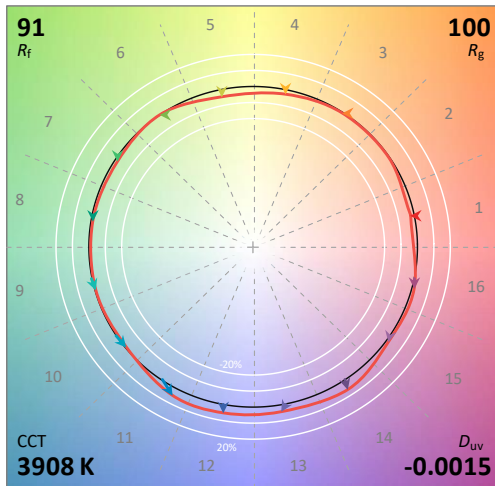
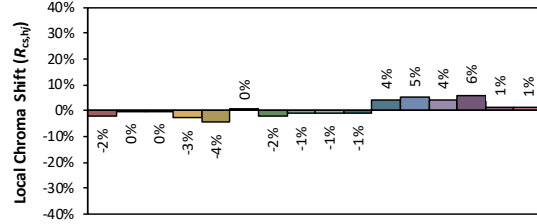
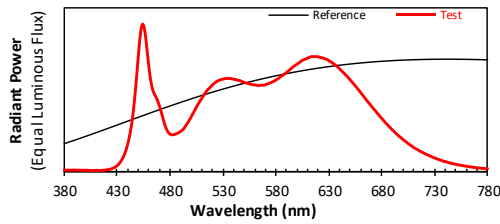
IES TM-30-18 Color Rendition Report

Source: DLF2211104-34a

Manufacturer: RAB Lighting Inc.

Date: 2022/11/23

Model: KNOOKFA32 / 8W / 4000K



Notes: This is a recommended method for displaying IES TM-30-18 information.

x 0.3834
 y 0.3754
 u' 0.2277
 v' 0.5014

CIE 13.3-1995
(CRI)

R_a 97
 R_g 86

4.0 LM-79 Measurement and Test Results

4.2 Goniophotometer Test

| | | | |
|---------------------|------------------------|---------------------------|------|
| Model No. | KNOOKFA32 / 8W / 4000K | Sample ID. | AH1 |
| Opreate time (Min.) | 90 | Stabilization time (Min.) | 45 |
| Temperature (°C) | 25.3 | Humidity (%RH) | 54.0 |

Test Method

The samples were tested according to the IES LM-79-2008.

Photometric paramters were measured using a type C goniophotometer and software.

The ambient temperature shall be maintained at 25° C ± 1° C, measured at a point not more than 1 m from the sample and at the same height as the sample.

The voltage of an AC power supply (RMS voltage) or DC power supply (instantaneous voltage) applied to the device under test shall be regulated to within ±0.2 percent under load.

The samples were operated at rated voltage and was stabilized before measurement. Luminous flux, luminaire efficacy, zonal lumen were calculated from the software taken at 0.5° vertical intervals and 10° horizontal intervals.

Test Conditions

| Condition | Voltage (Vac) | Frequency (Hz) | Current (A) | Power (W) | Power Factor |
|------------|---------------|----------------|-------------|-----------|--------------|
| WORST CASE | 120.05 | 60 | 0.071 | 8.5 | 0.993 |

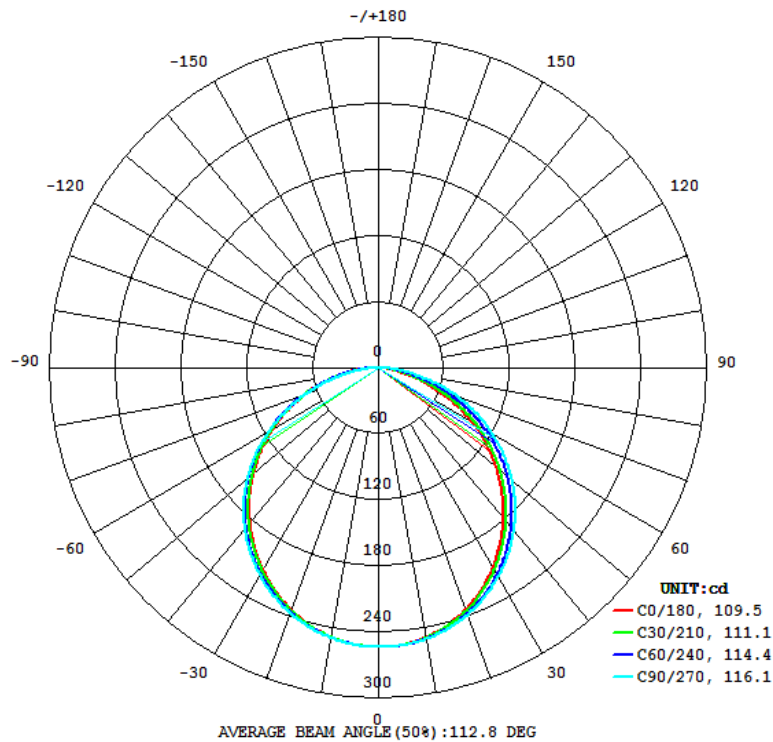
Test Result

| Flux (lm) | Field Angle(10%) | | Beam Angle(50%) | | Luminous Efficacy (lm/W) |
|-----------|------------------|---------|-----------------|---------|--------------------------|
| | C0-180 | C90-270 | C0-180 | C90-270 | |
| 857 | 159.1 | 161.8 | 109.5 | 116.1 | 100.9 |

| Zonal Lumen Requirement (0°-60°) | UGR (X=4H, Y=8H, 70/50/20%) | Length(ft) | Lumen/ft |
|----------------------------------|-----------------------------|------------|----------|
| 78.95% | 24.4 | 2.64 | 325 |

4.2 Goniophotometer Test

Light Distrubtion Curve



UGR Table - Corrected

| UGR Table - Corrected | | | | | | | | | | | |
|-----------------------|------|----------------------|------|------|------|------|--------------------|------|------|------|------|
| Reflectances | | | | | | | | | | | |
| Ceiling Cavity | | 70 | 70 | 50 | 50 | 30 | 70 | 70 | 50 | 50 | 30 |
| Walls | | 50 | 30 | 50 | 30 | 30 | 50 | 30 | 50 | 30 | 30 |
| Floor Cavity | | 20 | 20 | 20 | 20 | 20 | 20 | 20 | 20 | 20 | 20 |
| Room Size | | UGR Viewed Crosswise | | | | | UGR Viewed Endwise | | | | |
| X=2H | Y=2H | 20.1 | 21.7 | 20.4 | 22.0 | 22.3 | 19.7 | 21.3 | 20.0 | 21.6 | 21.9 |
| | 3H | 22.0 | 23.4 | 22.3 | 23.8 | 24.1 | 21.6 | 23.1 | 22.0 | 23.4 | 23.8 |
| | 4H | 22.6 | 24.1 | 23.0 | 24.4 | 24.8 | 22.3 | 23.7 | 22.7 | 24.1 | 24.5 |
| | 6H | 23.2 | 24.4 | 23.6 | 24.8 | 25.2 | 22.9 | 24.2 | 23.3 | 24.6 | 25.0 |
| | 8H | 23.3 | 24.5 | 23.7 | 24.9 | 25.3 | 23.1 | 24.4 | 23.5 | 24.7 | 25.1 |
| | 12H | 23.4 | 24.6 | 23.8 | 25.0 | 25.4 | 23.3 | 24.4 | 23.7 | 24.8 | 25.3 |
| 4H | 2H | 20.6 | 22.0 | 21.0 | 22.4 | 22.8 | 20.4 | 21.8 | 20.8 | 22.1 | 22.5 |
| | 3H | 22.8 | 23.9 | 23.2 | 24.3 | 24.7 | 22.5 | 23.7 | 22.9 | 24.1 | 24.5 |
| | 4H | 23.6 | 24.6 | 24.0 | 25.1 | 25.5 | 23.4 | 24.5 | 23.8 | 24.9 | 25.3 |
| | 6H | 24.2 | 25.1 | 24.7 | 25.6 | 26.0 | 24.1 | 25.0 | 24.6 | 25.5 | 25.9 |
| | 8H | 24.4 | 25.3 | 24.9 | 25.7 | 26.2 | 24.4 | 25.2 | 24.8 | 25.7 | 26.1 |
| | 12H | 24.5 | 25.3 | 25.0 | 25.8 | 26.3 | 24.6 | 25.3 | 25.0 | 25.8 | 26.3 |
| 8H | 4H | 23.8 | 24.7 | 24.3 | 25.2 | 25.6 | 23.8 | 24.6 | 24.2 | 25.1 | 25.5 |
| | 6H | 24.6 | 25.3 | 25.1 | 25.8 | 26.3 | 24.6 | 25.3 | 25.1 | 25.8 | 26.3 |
| | 8H | 24.9 | 25.5 | 25.4 | 26.0 | 26.5 | 25.0 | 25.6 | 25.5 | 26.1 | 26.6 |
| | 12H | 25.0 | 25.6 | 25.5 | 26.1 | 26.7 | 25.2 | 25.8 | 25.7 | 26.3 | 26.9 |
| 12H | 4H | 23.9 | 24.6 | 24.3 | 25.1 | 25.6 | 23.8 | 24.6 | 24.3 | 25.1 | 25.5 |
| | 6H | 24.6 | 25.3 | 25.2 | 25.7 | 26.3 | 24.7 | 25.4 | 25.2 | 25.8 | 26.4 |
| | 8H | 24.9 | 25.5 | 25.4 | 26.0 | 26.6 | 25.1 | 25.7 | 25.6 | 26.1 | 26.7 |
| Maximum UGR = 26.9 | | | | | | | | | | | |

4.2 Goniophotometer Test

ZONAL LUMEN SUMMARY

| | Zonal (lm) | | Total (lm) | Percent |
|---------|------------|---------|------------|---------|
| 0-10 | 28.43 | 0 - 10 | 28.43 | 3.32% |
| 10-20 | 81.41 | 0 - 20 | 109.84 | 12.81% |
| 20-30 | 123.36 | 0 - 30 | 233.20 | 27.20% |
| 30-40 | 148.86 | 0 - 40 | 382.06 | 44.57% |
| 40-50 | 154.77 | 0 - 50 | 536.83 | 62.62% |
| 50-60 | 139.97 | 0 - 60 | 676.80 | 78.95% |
| 60-70 | 106.24 | 0 - 70 | 783.04 | 91.34% |
| 70-80 | 58.90 | 0 - 80 | 841.94 | 98.21% |
| 80-90 | 14.13 | 0 - 90 | 856.07 | 99.86% |
| 90-100 | 0.22 | 0 - 100 | 856.29 | 99.89% |
| 100-110 | 0.12 | 0 - 110 | 856.41 | 99.90% |
| 110-120 | 0.14 | 0 - 120 | 856.55 | 99.92% |
| 120-130 | 0.16 | 0 - 130 | 856.71 | 99.93% |
| 130-140 | 0.17 | 0 - 140 | 856.88 | 99.95% |
| 140-150 | 0.16 | 0 - 150 | 857.04 | 99.97% |
| 150-160 | 0.12 | 0 - 160 | 857.16 | 99.99% |
| 160-170 | 0.08 | 0 - 170 | 857.24 | 100.00% |
| 170-180 | 0.03 | 0 - 180 | 857.27 | 100.00% |

4.2 Goniophotometer Test

COEFFICIENTS OF UTILIZATION - ZONAL CAVITY METHOD

Coefficients Of Utilization - Zonal Cavity Method

Effective Floor Cavity Reflectance 0.20

| RC | 80 | | | | 70 | | | | 50 | | | 30 | | | 10 | | | 0 |
|----|-----|-----|-----|-----|-----|-----|-----|-----|-----|-----|-----|-----|-----|-----|-----|-----|-----|-----|
| Rw | 70 | 50 | 30 | 10 | 70 | 50 | 30 | 10 | 50 | 30 | 10 | 50 | 30 | 10 | 50 | 30 | 10 | 0 |
| 0 | 119 | 119 | 119 | 119 | 116 | 116 | 116 | 116 | 111 | 111 | 111 | 106 | 106 | 106 | 102 | 102 | 102 | 100 |
| 1 | 109 | 104 | 100 | 96 | 106 | 102 | 98 | 94 | 97 | 94 | 91 | 94 | 91 | 88 | 90 | 88 | 86 | 84 |
| 2 | 99 | 91 | 84 | 78 | 96 | 89 | 82 | 77 | 85 | 80 | 75 | 82 | 77 | 73 | 79 | 75 | 72 | 70 |
| 3 | 90 | 79 | 71 | 65 | 88 | 78 | 70 | 64 | 75 | 68 | 63 | 72 | 67 | 62 | 69 | 65 | 61 | 59 |
| 4 | 82 | 70 | 62 | 55 | 80 | 69 | 61 | 54 | 66 | 59 | 54 | 64 | 58 | 53 | 62 | 57 | 52 | 50 |
| 5 | 76 | 63 | 54 | 47 | 74 | 62 | 53 | 47 | 60 | 52 | 46 | 58 | 51 | 46 | 56 | 50 | 45 | 43 |
| 6 | 70 | 57 | 48 | 41 | 68 | 56 | 47 | 41 | 54 | 46 | 40 | 52 | 45 | 40 | 50 | 44 | 40 | 38 |
| 7 | 65 | 51 | 42 | 36 | 63 | 50 | 42 | 36 | 49 | 41 | 36 | 47 | 41 | 36 | 46 | 40 | 35 | 33 |
| 8 | 60 | 47 | 38 | 32 | 59 | 46 | 38 | 32 | 45 | 37 | 32 | 43 | 37 | 32 | 42 | 36 | 32 | 30 |
| 9 | 56 | 43 | 35 | 29 | 55 | 42 | 34 | 29 | 41 | 34 | 29 | 40 | 33 | 29 | 39 | 33 | 28 | 27 |
| 10 | 53 | 40 | 32 | 26 | 52 | 39 | 31 | 26 | 38 | 31 | 26 | 37 | 31 | 26 | 36 | 30 | 26 | 24 |

4.0 LM-79 Measurement and Test Results

4.3 THD and PF Test

| | | | |
|------------------|------------------------|----------------|------|
| Model No. | KNOOKFA32 / 8W / 4000K | Sample ID. | AH1 |
| Temperature (°C) | 25.3 | Humidity (%RH) | 55.4 |

Test Method

The samples were tested according to the ANSI C82.77:2002.

The total harmonic distortion shall be measured to the 40th order.

The ambient temperature condition was maintained at $25^{\circ}\text{C} \pm 1^{\circ}\text{C}$. The sample measurements were made using a digital power meter and power supply. The sample was operated at rated voltage and was stabilized before measurement. The total harmonic distortion were calculated.

Test Results

| Voltage (Vac) | Frequency (Hz) | Current (A) | Power (W) | Power Factor | THD |
|---------------|----------------|-------------|-----------|--------------|-------|
| 120.05 | 60 | 0.071 | 8.5 | 0.993 | 9.03% |

5.0 Equipment Information

| Test Equipment | | | |
|----------------|---|-----------------------|----------------------|
| Equipment ID | Equipment Name | Last Calibration Date | Calibration Due Date |
| DLF107 | Integrating Sphere System | 2021/12/26 | 2022/12/25 |
| DLF108 | Auxiliary Lamp | 2021/12/26 | 2022/12/25 |
| DLF122 | Measurement Standard Lamp Standard Lamp Type: 220 V, 0.4720 A, Tungsten, Omni-derectional | 2021/12/26 | 2022/12/25 |
| DLF116 | AC Power Source | 2021/12/26 | 2022/12/25 |
| DLF113 | Power Meter | 2021/12/26 | 2022/12/25 |
| DLF112 | Temperature Recorder | 2021/12/26 | 2022/12/25 |
| DLF114 | Temperature & Humidity Datalogger | 2021/12/26 | 2022/12/25 |
| DLF101 | Goniophotometer | 2021/12/26 | 2022/12/25 |
| DLF125 | Standard Lamp Standard Lamp Type: 76.58 V, 6.7875 A, Tungsten, Omni-derectional | 2021/12/26 | 2022/12/25 |
| DLF104 | AC Power Source | 2021/12/26 | 2022/12/25 |
| DLF507 | DC Power Source | 2021/12/26 | 2022/12/25 |
| DLF102 | Power Meter | 2021/12/26 | 2022/12/25 |
| DLF111 | Temperature & Humidity Datalogger | 2021/12/26 | 2022/12/25 |
| DLF119 | Power Meter | 2021/12/26 | 2022/12/25 |
| DLF031 | Temperature data logger | 2021/12/26 | 2022/12/25 |
| DLF022 | Digital power meter | 2021/12/26 | 2022/12/25 |
| DLF003 | Temperature & Humidity Datalogger | 2021/12/26 | 2022/12/25 |

***** End of Test Report*****