



# Photometric Test Report

## Relevant Standards

- IES LM-79-2008
- ANSI C82.77:2014

## Prepared For RAB Lighting Inc.

Room 6A33, No.1388, Wuzhong road, Shanghai, China

Xiao Xiang, 15921313292, Gary.Xiao@rabweb.com

## Prepared By

Deliver Co., Ltd.

Block 11, 78 Keling Road, SSTP, Suzhou, China

0512-66801950, kevin.jia@szdeliver.com

## Project Number

**DLF1911107**

## Report Number

**DLF1911107-2a**

## Test Date

**2019/11/19**

## Issue Date

**2019/11/20**

### Prepared By

*Wangzun Zhu*

Wangzun Zhu

### Approved By

*Kevin Jia*

Kevin Jia

The results contained in this report pertain only to the tested sample.

This report shall not be reproduced, except in full, without written approval of Deliver Co., Ltd.

This report must not be used by the client to claim product certification, approval, or endorsement by NVLAP.

## 1.0 Test Summary

DLC Technical Requirements v4.4

| <b>Indoor - Troffer/2x4 Luminaires for Ambient Lighting of Interior Commercial Spaces</b> |                                 |                     |                   |        |
|---|---------------------------------|---------------------|-------------------|--------|
| <b>Requirement Category</b>   | <b>Test Method</b>              | <b>Requirements</b> | <b>Test value</b> |        |
| Luminaire Output (lm)<br>(Goniophotometer - Section 4.2)                                  | IES LM-79-2008                  | 3000                | 4970              |        |
| Minimum Luminaire Efficacy (lm/W)<br>(Goniophotometer - Section 4.2)                      | IES LM-79-2008                  | Standard<br>100     | Premium<br>125    | 125.95 |
| Power (Input Wattage) (W)<br>(Goniophotometer - Section 4.2)                              | IES LM-79-2008                  | Wrost Case          | 39.5              |        |
| Total Harmonic Distortion (A%)<br>(THD & PF - section 4.3)                                | ANSI C82.77:2014                | 20.00%              | 277V              | 9.95%  |
|   |                                 | 20.00%              | 120V              | 8.66%  |
| Power Factor<br>(THD & PF - section 4.3)  | ANSI C82.77:2014                | 0.9                 | 277V              | 0.960  |
|   |                                 | 0.9                 | 120V              | 0.993  |
| Allowable CCTs* (K)<br>(Integrating Sphere - Section 4.1)                                 | IES LM-79-2008                  | 5000                | 3469              |        |
| Minimum CRI<br>(Integrating Sphere - Section 4.1)   | IES LM-79-2008<br>CIE 13.3-1995 | 80                  | 82                |        |
| Zonal Lumen Requirement (0°-60°)<br>(Goniophotometer - Section 4.2)                       | IES LM-79-2008                  | 75%                 | 74.28%            |        |
| SC: 0-180°<br>(Goniophotometer - Section 4.2)   | IES LM-79-2008                  | 1.0-2.0             | 1.30              |        |
| SC: 90-270°<br>(Goniophotometer - Section 4.2)  | IES LM-79-2008                  | 1.0-2.0             | 1.40              |        |
| Input Voltage (V)   |                                 |                     |                   |        |
| (Goniophotometer - Section 4.2)   | IES LM-79-2008                  | Wrost Case          | 277               |        |
| (Goniophotometer - Section 4.2)   |                                 | Non-Wrost Case      | 120               |        |
| Input Current (A)   |                                 |                     |                   |        |
| (Goniophotometer - Section 4.2)   | IES LM-79-2008                  | Wrost Case          | 0.149             |        |
| (Goniophotometer - Section 4.2)   |                                 | Non-Wrost Case      | 0.328             |        |
| Power (Input Wattage - W)   |                                 |                     |                   |        |
| (Goniophotometer - Section 4.2)   | IES LM-79-2008                  | Wrost Case          | 39.5              |        |
| (Goniophotometer - Section 4.2)   |                                 | Non-Wrost Case      | 39.1              |        |

## 2.0 Test List

| Test Item | Test                    | Test Date  | Model Number                     | Sample No. |
|-----------|-------------------------|------------|----------------------------------|------------|
| 1         | Integrating Sphere Test | 2019/11/19 | SWISHFA-EDGE2X4-835U @ 39W input | B1         |
| 2         | Goniophotometer Test    | 2019/11/19 | SWISHFA-EDGE2X4-835U @ 39W input | B1         |
| 3         | THD and PF Test         | 2019/11/19 | SWISHFA-EDGE2X4-835U @ 39W input | B1         |

### Remark(If any)

- 1、 This report shall not be used by the client to claim product endorsement by NVLAP, NIST or any agency of the US government.
- 2、 The results reported herein have been performed in accordance with the laboratory's terms of accreditation. This report shall not be reproduced except in full without the written approval of the Laboratory. The results in this report apply to the test sample(s) mentioned above at the time of the testing period only and are not to be used to indicate applicability to other similar products. This report does not imply that the product(s) has met the criteria for certification.

## 3.0 Production Description

**Luminaire Description:** SWISHFA-EDGE2X4-835U @ 39W input

**Electrical Specification:** 120V-277V,50/60HZ

### Photos of Luminaire Characteristics



## 4.0 LM-79 Measurement and Test Results

### 4.1 Integrating Sphere Test

|                     |                                  |                           |      |
|---------------------|----------------------------------|---------------------------|------|
| Model No.           | SWISHFA-EDGE2X4-835U @ 39W input | Sample ID.                | B1   |
| Operate time (Min.) | 90                               | Stabilization time (Min.) | 45   |
| Temperature (°C)    | 25.3                             | Humidity (%RH)            | 56.0 |

#### Test Method

The samples were tested according to the IES LM-79-2008.

Photometric parameters were measured using an integrating sphere, a spectroradiometer and software. The ambient temperature condition inside the sphere was maintained at  $25^{\circ}\text{C} \pm 1^{\circ}\text{C}$ .

The sample measurements were made using a spectroradiometer connected by a fiber optic cable and detector through the detector port of the integrating sphere.

The voltage of an AC power supply (RMS voltage) or DC power supply (instantaneous voltage) applied to the device under test shall be regulated to within  $\pm 0.2$  percent under load.

The sample was measured using  $4\pi$  geometry and operated at rated voltage and was stabilized before measurement. Chromaticity coordinates, correlated color temperature and color rendering index were calculated from the spectral radiant flux measurements taken at 1 nm intervals over the range of 380 to 780 nm.

#### Test Result

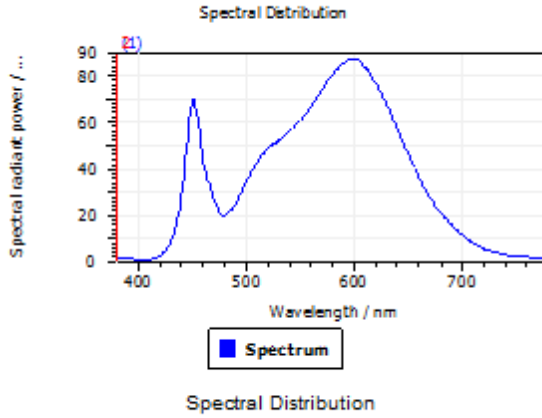
| Voltage (Vac) | Frequency (Hz) | Current (A) | Power (W) | Power Factor |
|---------------|----------------|-------------|-----------|--------------|
| 277.03        | 60             | 0.148       | 39.3      | 0.960        |
| 120.02        | 60             | 0.328       | 39.1      | 0.993        |

#### Test Result

| CCT (K) | CRI | Duv     |
|---------|-----|---------|
| 3469    | 82  | 0.00011 |

## 4.1 Integrating Sphere Test

### Results



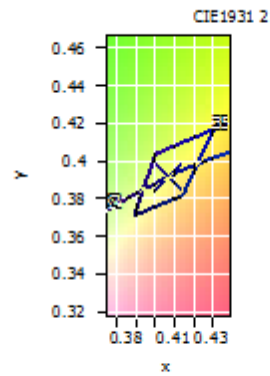
#### Spectral values

|                    |           |
|--------------------|-----------|
| DominantWavelength | 580.95 nm |
| Purity             | 0.398     |
| PeakWavelength     | 597.77 nm |
| Radiant Power      | 13.89 W   |
| Width50%:          |           |

Date:

#### Color Coordinates

|                              |        |       |        |
|------------------------------|--------|-------|--------|
| Correlated Color Temperature | 3489 K |       |        |
| x:                           | 0.4072 | u:    | 0.2364 |
|                              |        | u':   | 0.2364 |
| y:                           | 0.3919 | v:    | 0.3414 |
|                              |        | v':   | 0.5120 |
| CRI01                        | 80.2   | CRI09 | 3.8    |
| CRI02                        | 89.8   | CRI10 | 76.6   |
| CRI03                        | 96.1   | CRI11 | 79.6   |
| CRI04                        | 80.4   | CRI12 | 66.2   |
| CRI05                        | 80.7   | CRI13 | 82.6   |
| CRI06                        | 86.9   | CRI14 | 98.3   |
| CRI07                        | 83.6   | CRI15 | 72.9   |
| CRI08                        | 59.9   | CRI16 | 70.6   |
| ResultsCRI                   | 82.2   |       |        |



PlanckDistance 1.1E-004

SPD Table

| Wavel Length (nm) | Spectral Power (W/nm) | Wavel Length (nm) | Spectral Power (W/nm) | Wavel Length (nm) | Spectral Power (W/nm) | Wavel Length (nm) | Spectral Power (W/nm) | Wavel Length (nm) | Spectral Power (W/nm) |
|-------------------|-----------------------|-------------------|-----------------------|-------------------|-----------------------|-------------------|-----------------------|-------------------|-----------------------|
| 380               | 0.00134               | 421               | 0.00282               | 461               | 0.04046               | 501               | 0.03540               | 541               | 0.05659               |
| 381               | 0.00134               | 422               | 0.00325               | 462               | 0.03857               | 502               | 0.03635               | 542               | 0.05702               |
| 382               | 0.00134               | 423               | 0.00367               | 463               | 0.03692               | 503               | 0.03721               | 543               | 0.05745               |
| 383               | 0.00134               | 424               | 0.00422               | 464               | 0.03540               | 504               | 0.03818               | 544               | 0.05787               |
| 384               | 0.00128               | 425               | 0.00482               | 465               | 0.03412               | 505               | 0.03909               | 545               | 0.05831               |
| 385               | 0.00124               | 426               | 0.00547               | 466               | 0.03280               | 506               | 0.03994               | 546               | 0.05892               |
| 386               | 0.00122               | 427               | 0.00622               | 467               | 0.03150               | 507               | 0.04080               | 547               | 0.05943               |
| 387               | 0.00121               | 428               | 0.00700               | 468               | 0.03021               | 508               | 0.04162               | 548               | 0.05968               |
| 388               | 0.00121               | 429               | 0.00790               | 469               | 0.02871               | 509               | 0.04232               | 549               | 0.06015               |
| 389               | 0.00122               | 430               | 0.00893               | 470               | 0.02723               | 510               | 0.04324               | 550               | 0.06068               |
| 390               | 0.00123               | 431               | 0.01007               | 471               | 0.02582               | 511               | 0.04391               | 551               | 0.06120               |
| 391               | 0.00117               | 432               | 0.01128               | 472               | 0.02445               | 512               | 0.04429               | 552               | 0.06172               |
| 392               | 0.00110               | 433               | 0.01265               | 473               | 0.02315               | 513               | 0.04494               | 553               | 0.06243               |
| 393               | 0.00110               | 434               | 0.01429               | 474               | 0.02208               | 514               | 0.04557               | 554               | 0.06311               |
| 394               | 0.00109               | 435               | 0.01601               | 475               | 0.02130               | 515               | 0.04607               | 555               | 0.06374               |
| 395               | 0.00107               | 436               | 0.01787               | 476               | 0.02074               | 516               | 0.04665               | 556               | 0.06424               |
| 396               | 0.00104               | 437               | 0.02005               | 477               | 0.02030               | 517               | 0.04730               | 557               | 0.06470               |
| 397               | 0.00099               | 438               | 0.02279               | 478               | 0.02001               | 518               | 0.04794               | 558               | 0.06528               |
| 398               | 0.00096               | 439               | 0.02583               | 479               | 0.01999               | 519               | 0.04835               | 559               | 0.06606               |
| 399               | 0.00093               | 440               | 0.02920               | 480               | 0.02008               | 520               | 0.04866               | 560               | 0.06680               |
| 400               | 0.00089               | 441               | 0.03300               | 481               | 0.02023               | 521               | 0.04915               | 561               | 0.06733               |
| 401               | 0.00087               | 442               | 0.03743               | 482               | 0.02055               | 522               | 0.04966               | 562               | 0.06811               |
| 402               | 0.00086               | 443               | 0.04217               | 483               | 0.02091               | 523               | 0.04987               | 563               | 0.06890               |
| 403               | 0.00084               | 444               | 0.04685               | 484               | 0.02115               | 524               | 0.05033               | 564               | 0.06956               |
| 404               | 0.00083               | 445               | 0.05155               | 485               | 0.02159               | 525               | 0.05068               | 565               | 0.07031               |
| 405               | 0.00081               | 446               | 0.05653               | 486               | 0.02213               | 526               | 0.05100               | 566               | 0.07095               |
| 406               | 0.00080               | 447               | 0.06091               | 487               | 0.02271               | 527               | 0.05127               | 567               | 0.07162               |
| 407               | 0.00080               | 448               | 0.06475               | 488               | 0.02340               | 528               | 0.05156               | 568               | 0.07243               |
| 408               | 0.00079               | 449               | 0.06728               | 489               | 0.02402               | 529               | 0.05184               | 569               | 0.07309               |
| 409               | 0.00082               | 450               | 0.06938               | 490               | 0.02471               | 530               | 0.05232               | 570               | 0.07392               |
| 410               | 0.00086               | 451               | 0.07002               | 491               | 0.02540               | 531               | 0.05292               | 571               | 0.07463               |
| 411               | 0.00092               | 452               | 0.06911               | 492               | 0.02625               | 532               | 0.05327               | 572               | 0.07547               |
| 412               | 0.00100               | 453               | 0.06715               | 493               | 0.02734               | 533               | 0.05360               | 573               | 0.07624               |
| 413               | 0.00107               | 454               | 0.06438               | 494               | 0.02826               | 534               | 0.05398               | 574               | 0.07670               |
| 414               | 0.00117               | 455               | 0.06104               | 495               | 0.02923               | 535               | 0.05429               | 575               | 0.07746               |
| 415               | 0.00131               | 456               | 0.05718               | 496               | 0.03027               | 536               | 0.05450               | 576               | 0.07826               |
| 416               | 0.00147               | 457               | 0.05306               | 497               | 0.03134               | 537               | 0.05509               | 577               | 0.07889               |
| 417               | 0.00167               | 458               | 0.04897               | 498               | 0.03239               | 538               | 0.05556               | 578               | 0.07941               |
| 418               | 0.00190               | 459               | 0.04566               | 499               | 0.03345               | 539               | 0.05581               | 579               | 0.08012               |
| 419               | 0.00215               | 460               | 0.04290               | 500               | 0.03443               | 540               | 0.05620               | 580               | 0.08076               |
| 420               | 0.00245               |                   |                       |                   |                       |                   |                       |                   |                       |

| Wavel Length (nm) | Spectral Power (W/nm) | Wavel Length (nm) | Spectral Power (W/nm) | Wavel Length (nm) | Spectral Power (W/nm) | Wavel Length (nm) | Spectral Power (W/nm) | Wavel Length (nm) | Spectral Power (W/nm) |
|-------------------|-----------------------|-------------------|-----------------------|-------------------|-----------------------|-------------------|-----------------------|-------------------|-----------------------|
| 581               | 0.08131               | 621               | 0.07587               | 661               | 0.03547               | 701               | 0.01108               | 741               | 0.00290               |
| 582               | 0.08207               | 622               | 0.07510               | 662               | 0.03457               | 702               | 0.01069               | 742               | 0.00282               |
| 583               | 0.08257               | 623               | 0.07429               | 663               | 0.03360               | 703               | 0.01037               | 743               | 0.00275               |
| 584               | 0.08292               | 624               | 0.07349               | 664               | 0.03262               | 704               | 0.01004               | 744               | 0.00270               |
| 585               | 0.08344               | 625               | 0.07247               | 665               | 0.03175               | 705               | 0.00974               | 745               | 0.00263               |
| 586               | 0.08397               | 626               | 0.07132               | 666               | 0.03091               | 706               | 0.00944               | 746               | 0.00256               |
| 587               | 0.08463               | 627               | 0.07037               | 667               | 0.03003               | 707               | 0.00910               | 747               | 0.00250               |
| 588               | 0.08520               | 628               | 0.06935               | 668               | 0.02927               | 708               | 0.00880               | 748               | 0.00242               |
| 589               | 0.08538               | 629               | 0.06858               | 669               | 0.02847               | 709               | 0.00852               | 749               | 0.00236               |
| 590               | 0.08559               | 630               | 0.06767               | 670               | 0.02760               | 710               | 0.00825               | 750               | 0.00232               |
| 591               | 0.08596               | 631               | 0.06673               | 671               | 0.02687               | 711               | 0.00797               | 751               | 0.00225               |
| 592               | 0.08617               | 632               | 0.06573               | 672               | 0.02625               | 712               | 0.00770               | 752               | 0.00218               |
| 593               | 0.08625               | 633               | 0.06466               | 673               | 0.02557               | 713               | 0.00746               | 753               | 0.00213               |
| 594               | 0.08659               | 634               | 0.06364               | 674               | 0.02482               | 714               | 0.00720               | 754               | 0.00207               |
| 595               | 0.08663               | 635               | 0.06266               | 675               | 0.02411               | 715               | 0.00693               | 755               | 0.00201               |
| 596               | 0.08673               | 636               | 0.06167               | 676               | 0.02349               | 716               | 0.00668               | 756               | 0.00196               |
| 597               | 0.08703               | 637               | 0.06052               | 677               | 0.02285               | 717               | 0.00647               | 757               | 0.00192               |
| 598               | 0.08691               | 638               | 0.05948               | 678               | 0.02218               | 718               | 0.00623               | 758               | 0.00187               |
| 599               | 0.08707               | 639               | 0.05844               | 679               | 0.02158               | 719               | 0.00600               | 759               | 0.00180               |
| 600               | 0.08719               | 640               | 0.05740               | 680               | 0.02097               | 720               | 0.00578               | 760               | 0.00176               |
| 601               | 0.08696               | 641               | 0.05626               | 681               | 0.02034               | 721               | 0.00555               | 761               | 0.00172               |
| 602               | 0.08675               | 642               | 0.05517               | 682               | 0.01978               | 722               | 0.00535               | 762               | 0.00167               |
| 603               | 0.08650               | 643               | 0.05418               | 683               | 0.01925               | 723               | 0.00515               | 763               | 0.00162               |
| 604               | 0.08641               | 644               | 0.05313               | 684               | 0.01873               | 724               | 0.00498               | 764               | 0.00157               |
| 605               | 0.08627               | 645               | 0.05191               | 685               | 0.01821               | 725               | 0.00482               | 765               | 0.00152               |
| 606               | 0.08586               | 646               | 0.05072               | 686               | 0.01760               | 726               | 0.00466               | 766               | 0.00147               |
| 607               | 0.08511               | 647               | 0.04956               | 687               | 0.01709               | 727               | 0.00448               | 767               | 0.00142               |
| 608               | 0.08444               | 648               | 0.04861               | 688               | 0.01667               | 728               | 0.00431               | 768               | 0.00136               |
| 609               | 0.08434               | 649               | 0.04750               | 689               | 0.01617               | 729               | 0.00417               | 769               | 0.00133               |
| 610               | 0.08385               | 650               | 0.04649               | 690               | 0.01564               | 730               | 0.00405               | 770               | 0.00130               |
| 611               | 0.08302               | 651               | 0.04561               | 691               | 0.01519               | 731               | 0.00391               | 771               | 0.00125               |
| 612               | 0.08252               | 652               | 0.04449               | 692               | 0.01474               | 732               | 0.00378               | 772               | 0.00121               |
| 613               | 0.08231               | 653               | 0.04348               | 693               | 0.01429               | 733               | 0.00365               | 773               | 0.00118               |
| 614               | 0.08167               | 654               | 0.04239               | 694               | 0.01383               | 734               | 0.00354               | 774               | 0.00116               |
| 615               | 0.08080               | 655               | 0.04132               | 695               | 0.01337               | 735               | 0.00347               | 775               | 0.00112               |
| 616               | 0.07989               | 656               | 0.04032               | 696               | 0.01296               | 736               | 0.00335               | 776               | 0.00109               |
| 617               | 0.07903               | 657               | 0.03935               | 697               | 0.01259               | 737               | 0.00324               | 777               | 0.00105               |
| 618               | 0.07826               | 658               | 0.03841               | 698               | 0.01220               | 738               | 0.00316               | 778               | 0.00101               |
| 619               | 0.07737               | 659               | 0.03736               | 699               | 0.01181               | 739               | 0.00307               | 779               | 0.00098               |
| 620               | 0.07654               | 660               | 0.03635               | 700               | 0.01146               | 740               | 0.00298               | 780               | 0.00096               |

## 4.0 LM-79 Measurement and Test Results

### 4.2 Goniophotometer Test

|                     |                                  |                           |      |
|---------------------|----------------------------------|---------------------------|------|
| Model No.           | SWISHFA-EDGE2X4-835U @ 39W input | Sample ID.                | B1   |
| Operate time (Min.) | 90                               | Stabilization time (Min.) | 45   |
| Temperature (°C)    | 25.3                             | Humidity (%RH)            | 54.0 |

#### Test Method

The samples were tested according to the IES LM-79-2008.

Photometric parameters were measured using a type C goniophotometer and software.

The ambient temperature shall be maintained at 25° C ± 1° C, measured at a point not more than 1 m from the sample and at the same height as the sample.

The voltage of an AC power supply (RMS voltage) or DC power supply (instantaneous voltage) applied to the device under test shall be regulated to within ±0.2 percent under load.

The samples were operated at rated voltage and was stabilized before measurement. Luminous flux, luminaire efficacy, zonal lumen were calculated from the software taken at 0.5° vertical intervals and 10° horizontal intervals.

#### Test Conditions

| Condition      | Voltage (Vac) | Frequency (Hz) | Current (A) | Power (W) | Power Factor |
|----------------|---------------|----------------|-------------|-----------|--------------|
| WROST CASE     | 276.98        | 60             | 0.149       | 39.5      | 0.956        |
| NON-WROST CASE | 120.01        | 60             | 0.328       | 39.1      | 0.994        |

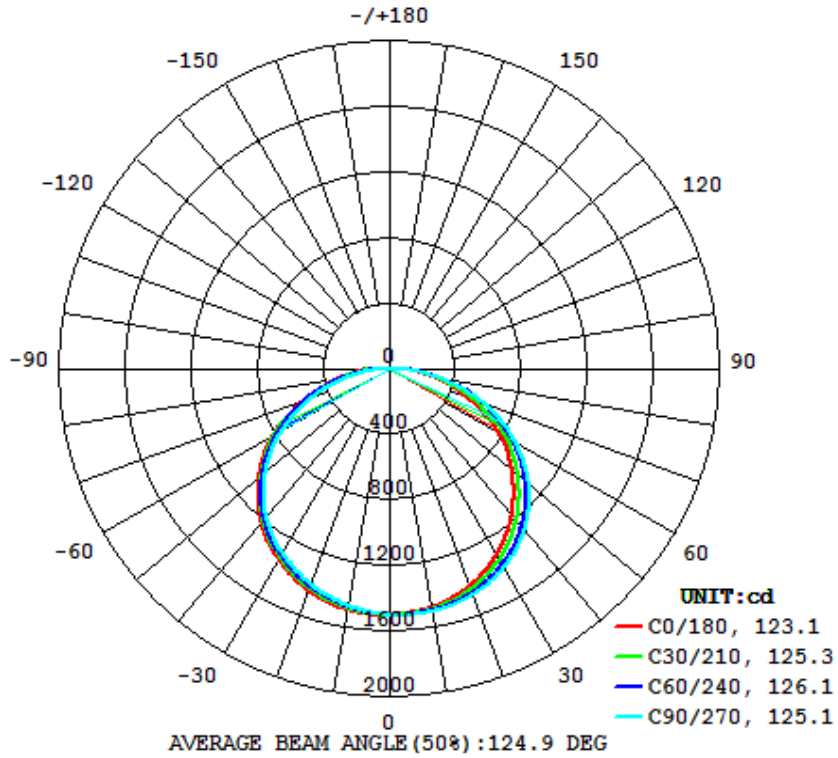
#### Test Result

| Flux (lm) | Field Angle(10%) |         | Beam Angle(50%) |         | Luminous Efficacy (lm/W) |
|-----------|------------------|---------|-----------------|---------|--------------------------|
|           | C0-180           | C90-270 | C0-180          | C90-270 |                          |
| 4970      | 171.1            | 167.8   | 123.1           | 125.1   | 125.9                    |

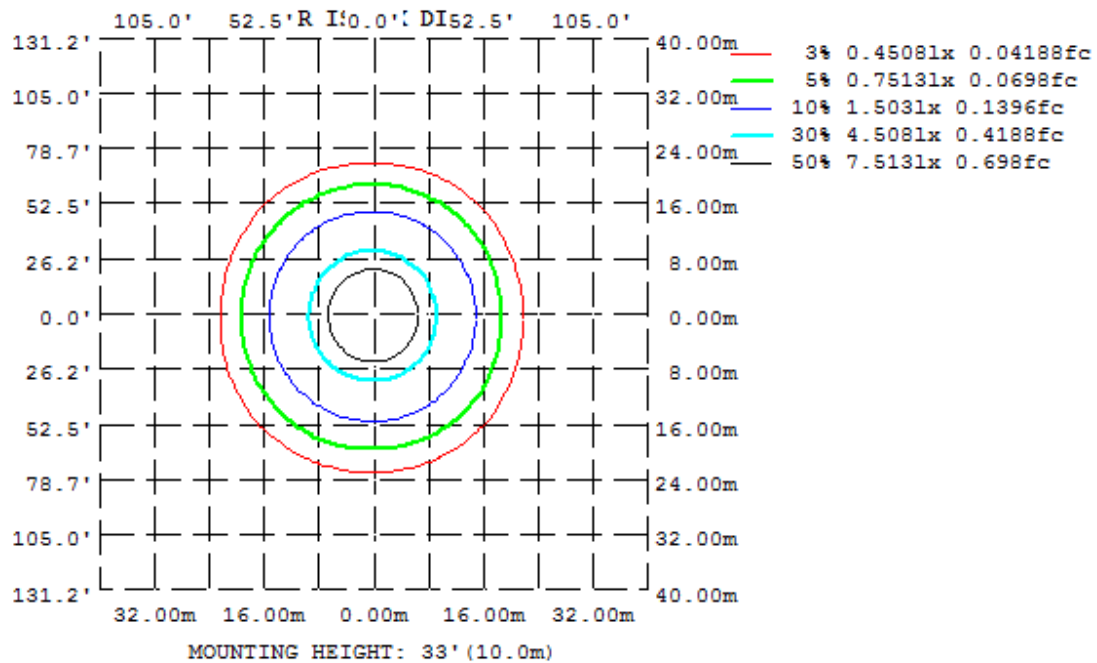
| Zonal Lumen Requirement (0°-60°) | SC:0-180° | SC:90°-270° |
|----------------------------------|-----------|-------------|
| 74.28%                           | 1.30      | 1.40        |

## 4.2 Goniophotometer Test

### Light Distrubtion Curve



### Isolux Plot



## 4.2 Goniophotometer Test

### Zonal Lumen Summary

| $\gamma$ | C0                           | C45   | C90   | C135  | C180  | C225  | C270  | C315  |
|----------|------------------------------|-------|-------|-------|-------|-------|-------|-------|
| 10       | 1471                         | 1486  | 1500  | 1503  | 1491  | 1479  | 1467  | 1463  |
| 20       | 1409                         | 1440  | 1464  | 1466  | 1440  | 1419  | 1400  | 1395  |
| 30       | 1304                         | 1355  | 1393  | 1391  | 1345  | 1322  | 1301  | 1293  |
| 40       | 1156                         | 1226  | 1276  | 1269  | 1213  | 1193  | 1168  | 1154  |
| 50       | 974.3                        | 1052  | 1106  | 1100  | 1035  | 1015  | 986.3 | 970.8 |
| 60       | 760.0                        | 836.5 | 878.7 | 886.4 | 828.7 | 803.4 | 762.2 | 760.8 |
| 70       | 496.6                        | 575.4 | 600.5 | 631.8 | 550.4 | 555.1 | 501.3 | 504.0 |
| 80       | 250.3                        | 285.6 | 292.9 | 328.3 | 293.2 | 277.9 | 229.6 | 241.0 |
| 90       | 0                            | 0     | 0     | 0     | 0     | 0     | 0     | 0     |
| 100      | 0                            | 0     | 0     | 0     | 0     | 0     | 0     | 0     |
| 110      | 0                            | 0     | 0     | 0     | 0     | 0     | 0     | 0     |
| 120      | 0                            | 0     | 0     | 0     | 0     | 0     | 0     | 0     |
| 130      | 0                            | 0     | 0     | 0     | 0     | 0     | 0     | 0     |
| 140      | 0                            | 0     | 0     | 0     | 0     | 0     | 0     | 0     |
| 150      | 0                            | 0     | 0     | 0     | 0     | 0     | 0     | 0     |
| 160      | 0                            | 0     | 0     | 0     | 0     | 0     | 0     | 0     |
| 170      | 0                            | 0     | 0     | 0     | 0     | 0     | 0     | 0     |
| 180      | 0                            | 0     | 0     | 0     | 0     | 0     | 0     | 0     |
| DEG      | <b>LUMINOUS INTENSITY:cd</b> |       |       |       |       |       |       |       |

### UGR Table

| ceiling/cavity  | 0.7              | 0.7  | 0.5  | 0.5  | 0.3  | 0.7            | 0.7  | 0.5  | 0.5  | 0.3  |
|---|------------------|------|------|------|------|----------------|------|------|------|------|
| walls   | 0.5              | 0.3  | 0.5  | 0.3  | 0.3  | 0.5            | 0.3  | 0.5  | 0.3  | 0.3  |
| working plane   | 0.2              | 0.2  | 0.2  | 0.2  | 0.2  | 0.2            | 0.2  | 0.2  | 0.2  | 0.2  |
| <b>Room dimensions</b>                                    | Viewed crosswise |      |      |      |      | Viewed endwise |      |      |      |      |
| x = 2H y = 2H   | 14.5             | 16.1 | 14.8 | 16.3 | 16.5 | 15.1           | 16.7 | 15.4 | 16.9 | 17.1 |
| 3H  | 16.1             | 17.6 | 16.4 | 17.9 | 18.1 | 17.0           | 18.4 | 17.3 | 18.7 | 18.9 |
| 4H  | 16.9             | 18.3 | 17.2 | 18.5 | 18.8 | 17.8           | 19.2 | 18.1 | 19.4 | 19.7 |
| 6H  | 17.5             | 18.8 | 17.8 | 19.1 | 19.3 | 18.4           | 19.7 | 18.8 | 20.0 | 20.3 |
| 8H  | 17.7             | 19.0 | 18.0 | 19.3 | 19.6 | 18.7           | 19.9 | 19.0 | 20.2 | 20.5 |
| 12H   | 17.9             | 19.2 | 18.3 | 19.4 | 19.8 | 18.8           | 20.1 | 19.2 | 20.4 | 20.7 |
| 4H  | 2H               | 15.3 | 16.7 | 15.6 | 17.0 | 17.2           | 15.8 | 17.2 | 16.1 | 17.4 |
| 3H  | 17.1             | 18.4 | 17.5 | 18.7 | 19.0 | 17.8           | 19.1 | 18.2 | 19.4 | 19.7 |
| 4H  | 18.0             | 19.1 | 18.4 | 19.4 | 19.8 | 18.8           | 19.9 | 19.2 | 20.3 | 20.6 |
| 6H  | 18.7             | 19.7 | 19.1 | 20.1 | 20.5 | 19.6           | 20.6 | 20.0 | 21.0 | 21.3 |
| 8H  | 19.0             | 20.0 | 19.4 | 20.3 | 20.7 | 19.9           | 20.9 | 20.3 | 21.2 | 21.6 |
| 12H   | 19.3             | 20.2 | 19.7 | 20.6 | 21.0 | 20.1           | 21.0 | 20.6 | 21.4 | 21.8 |
| 8H  | 4H               | 18.4 | 19.4 | 18.8 | 19.7 | 20.1           | 19.1 | 20.1 | 19.5 | 20.4 |
| 6H  | 19.3             | 20.1 | 19.8 | 20.5 | 21.0 | 20.1           | 20.9 | 20.6 | 21.3 | 21.7 |
| 8H  | 19.8             | 20.5 | 20.2 | 20.9 | 21.4 | 20.5           | 21.2 | 21.0 | 21.7 | 22.1 |
| 12H   | 20.2             | 20.8 | 20.7 | 21.2 | 21.7 | 20.9           | 21.5 | 21.4 | 22.0 | 22.4 |
| 12H   | 4H               | 18.5 | 19.3 | 18.9 | 19.7 | 20.1           | 19.1 | 20.0 | 19.6 | 20.4 |
| 6H  | 19.5             | 20.2 | 19.9 | 20.6 | 21.1 | 20.2           | 20.9 | 20.7 | 21.3 | 21.8 |
| 8H  | 20.0             | 20.6 | 20.4 | 21.0 | 21.5 | 20.7           | 21.3 | 21.2 | 21.7 | 22.2 |
| <b>Variations with the observer position at spacings:</b> |                  |      |      |      |      |                |      |      |      |      |
| S = 1.0H  | + 0.1 / - 0.2    |      |      |      |      | + 0.1 / - 0.2  |      |      |      |      |
| 1.5H  | + 0.2 / - 0.3    |      |      |      |      | + 0.2 / - 0.3  |      |      |      |      |
| 2.0H  | + 0.2 / - 0.4    |      |      |      |      | + 0.1 / - 0.4  |      |      |      |      |



## 4.2 Goniophotometer Test

### ZONAL LUMEN SUMMARY

|         | Zonal (lm) |         | Total (lm) | Percent |
|---------|------------|---------|------------|---------|
| 0-10    | 142.26     | 0 - 10  | 142.26     | 2.86%   |
| 10-20   | 412.53     | 0 - 20  | 554.79     | 11.16%  |
| 20-30   | 640.34     | 0 - 30  | 1195.13    | 24.05%  |
| 30-40   | 800.19     | 0 - 40  | 1995.32    | 40.15%  |
| 40-50   | 867.00     | 0 - 50  | 2862.32    | 57.60%  |
| 50-60   | 829.16     | 0 - 60  | 3691.48    | 74.28%  |
| 60-70   | 680.20     | 0 - 70  | 4371.68    | 87.97%  |
| 70-80   | 437.91     | 0 - 80  | 4809.59    | 96.78%  |
| 80-90   | 159.91     | 0 - 90  | 4969.50    | 100.00% |
| 90-100  | 0.00       | 0 - 100 | 4969.50    | 100.00% |
| 100-110 | 0.00       | 0 - 110 | 4969.50    | 100.00% |
| 110-120 | 0.00       | 0 - 120 | 4969.50    | 100.00% |
| 120-130 | 0.00       | 0 - 130 | 4969.50    | 100.00% |
| 130-140 | 0.00       | 0 - 140 | 4969.50    | 100.00% |
| 140-150 | 0.00       | 0 - 150 | 4969.50    | 100.00% |
| 150-160 | 0.00       | 0 - 160 | 4969.50    | 100.00% |
| 160-170 | 0.00       | 0 - 170 | 4969.50    | 100.00% |
| 170-180 | 0.00       | 0 - 180 | 4969.50    | 100.00% |

## 4.2 Goniophotometer Test

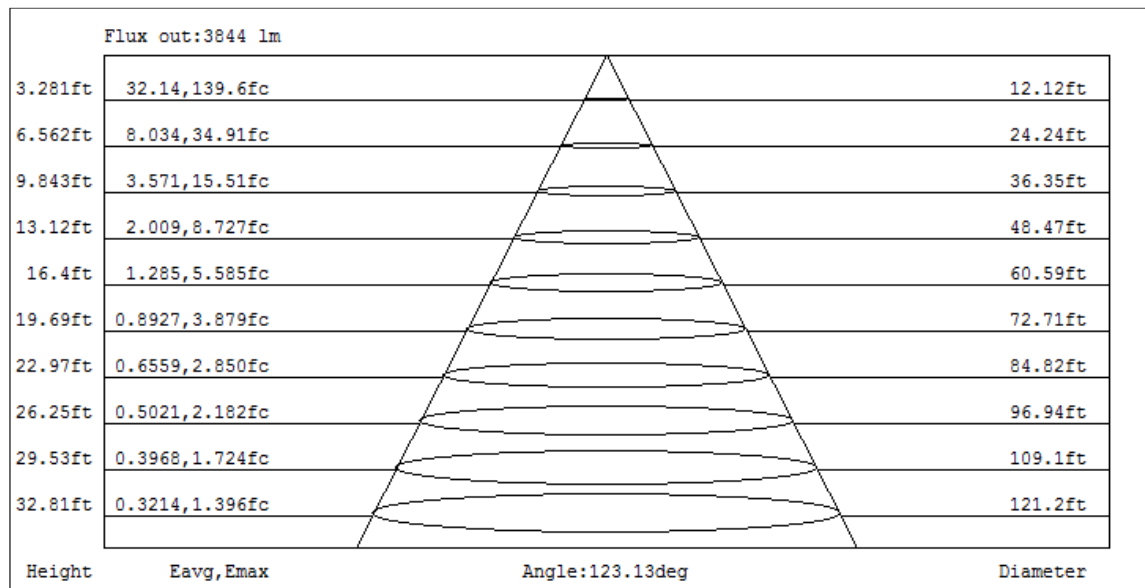
### COEFFICIENTS OF UTILIZATION - ZONAL CAVITY METHOD

#### Coefficients Of Utilization - Zonal Cavity Method

Effective Floor Cavity Reflectance 0.20

| RC | 80  |     |     |     | 70  |     |     |     | 50  |     |     | 30  |     |     | 10  |     |     | 0   |
|----|-----|-----|-----|-----|-----|-----|-----|-----|-----|-----|-----|-----|-----|-----|-----|-----|-----|-----|
| RW | 70  | 50  | 30  | 10  | 70  | 50  | 30  | 10  | 50  | 30  | 10  | 50  | 30  | 10  | 50  | 30  | 10  | 0   |
| 0  | 119 | 119 | 119 | 119 | 116 | 116 | 116 | 116 | 111 | 111 | 111 | 106 | 106 | 106 | 102 | 102 | 102 | 100 |
| 1  | 108 | 102 | 98  | 93  | 105 | 100 | 96  | 92  | 96  | 92  | 89  | 92  | 89  | 86  | 88  | 86  | 84  | 81  |
| 2  | 97  | 88  | 81  | 75  | 95  | 86  | 80  | 74  | 83  | 77  | 72  | 79  | 75  | 70  | 76  | 72  | 69  | 67  |
| 3  | 88  | 77  | 68  | 61  | 86  | 75  | 67  | 61  | 72  | 65  | 60  | 69  | 64  | 59  | 67  | 62  | 58  | 55  |
| 4  | 80  | 68  | 59  | 51  | 78  | 66  | 58  | 51  | 64  | 56  | 50  | 61  | 55  | 50  | 59  | 54  | 49  | 47  |
| 5  | 74  | 60  | 51  | 44  | 72  | 59  | 50  | 44  | 57  | 49  | 43  | 55  | 48  | 43  | 53  | 47  | 42  | 40  |
| 6  | 68  | 54  | 45  | 38  | 66  | 53  | 44  | 38  | 51  | 43  | 37  | 49  | 42  | 37  | 48  | 42  | 37  | 35  |
| 7  | 63  | 49  | 40  | 33  | 61  | 48  | 39  | 33  | 46  | 39  | 33  | 45  | 38  | 33  | 44  | 37  | 32  | 30  |
| 8  | 58  | 44  | 36  | 30  | 57  | 44  | 35  | 30  | 42  | 35  | 29  | 41  | 34  | 29  | 40  | 34  | 29  | 27  |
| 9  | 55  | 41  | 32  | 27  | 53  | 40  | 32  | 26  | 39  | 31  | 26  | 38  | 31  | 26  | 37  | 31  | 26  | 24  |
| 10 | 51  | 37  | 29  | 24  | 50  | 37  | 29  | 24  | 36  | 29  | 24  | 35  | 28  | 24  | 34  | 28  | 24  | 22  |

### CONE OF LIGHT DIAGRAM



## 4.0 LM-79 Measurement and Test Results

### 4.3 THD and PF Test

|                  |                                  |                |      |
|------------------|----------------------------------|----------------|------|
| Model No.        | SWISHFA-EDGE2X4-835U @ 39W input | Sample ID.     | B1   |
| Temperature (°C) | 25.3                             | Humidity (%RH) | 56.0 |

#### Test Method

The samples were tested according to the ANSI C82.77:2002.  
 The total harmonic distortion shall be measured to the 40th order.  
 The ambient temperature condition was maintained at 25° C ± 1° C. The sample measurements were made using a digital power meter and power supply. The sample was operated at rated voltage and was stabilized before measurement. The total harmonic distortion were calculated.

#### Test Results

| Voltage (Vac) | Frequency (Hz) | Current (A) | Power (W) | Power Factor | THD   |
|---------------|----------------|-------------|-----------|--------------|-------|
| 277.03        | 60             | 0.148       | 39.3      | 0.960        | 9.95% |
| 120.02        | 60             | 0.328       | 39.1      | 0.993        | 8.66% |

## 5.0 Equipment Information

| Test Equipment |   |                       |                      |
|----------------|---|-----------------------|----------------------|
| Equipment ID   | Equipment Name  | Last Calibration Date | Calibration Due Date |
| DLF107         | Integrating Sphere System   | 2018/12/26            | 2019/12/25           |
| DLF108         | Auxiliary Lamp  | 2018/12/26            | 2019/12/25           |
| DLF122         | Measurement Standard Lamp<br>Standard Lamp Type: 220 V, 0.4720 A,<br>Tungsten, Omni-derectional | 2018/12/26            | 2019/12/25           |
| DLF116         | AC Power Source   | 2018/12/26            | 2019/12/25           |
| DLF113         | Power Meter   | 2018/12/26            | 2019/12/25           |
| DLF112         | Temperature Recorder  | 2018/12/26            | 2019/12/25           |
| DLF114         | Temperature & Humidity Datalogger   | 2018/12/26            | 2019/12/25           |
| DLF101         | Goniophotometer   | 2018/12/26            | 2019/12/25           |
| DLF125         | Standard Lamp<br>Standard Lamp Type: 76.58 V, 6.7875 A,<br>Tungsten, Omni-derectional           | 2018/12/26            | 2019/12/25           |
| DLF104         | AC Power Source   | 2018/12/26            | 2019/12/25           |
| DLF507         | DC Power Source   | 2018/12/26            | 2019/12/25           |
| DLF102         | Power Meter   | 2018/12/26            | 2019/12/25           |
| DLF111         | Temperature & Humidity Datalogger   | 2018/12/26            | 2019/12/25           |
| DLF119         | Power Meter   | 2018/12/26            | 2019/12/25           |
| DLF031         | Temperature data logger   | 2018/12/26            | 2019/12/25           |
| DLF022         | Digital power meter   | 2018/12/26            | 2019/12/25           |
| DLF003         | Temperature & Humidity Datalogger   | 2018/12/26            | 2019/12/25           |

\*\*\*\*\* End of Test Report\*\*\*\*\*